



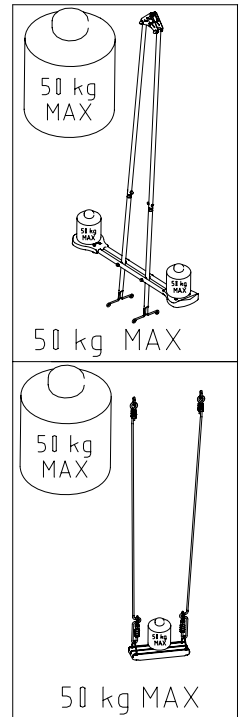
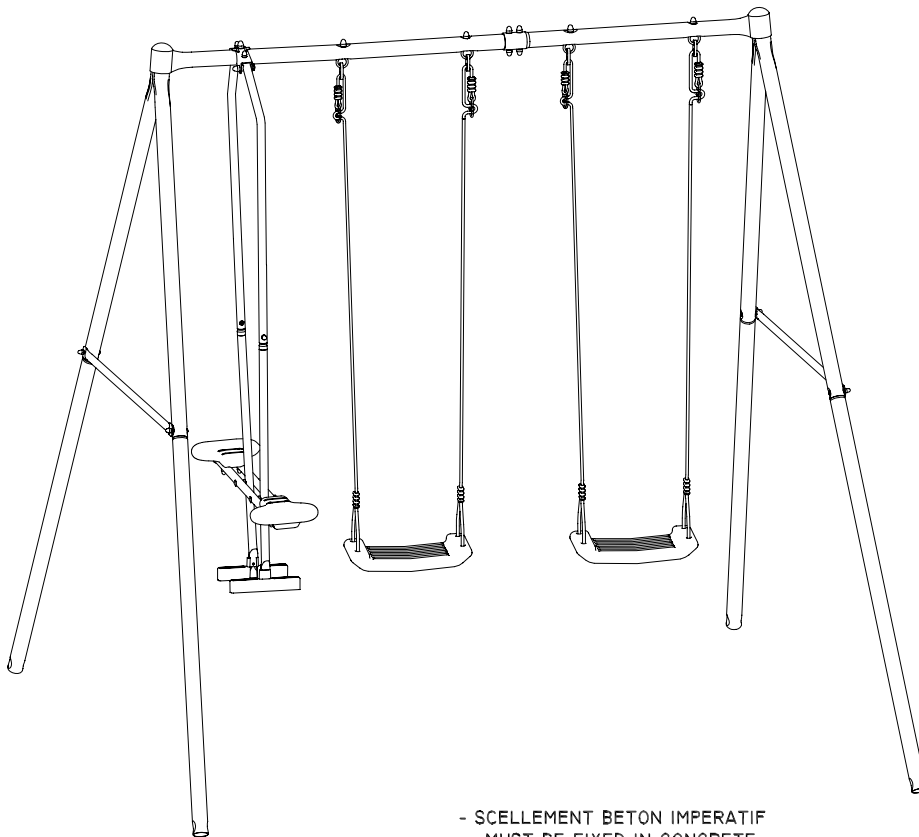
# TRIGANO JARDIN



NOTICE DE MONTAGE  
ASSEMBLING INSTRUCTIONS  
MONTAGE ANSWEISUNGEN  
MONTAJE INSTRUCTIE  
NOTICIA DE MONTAGEN  
ISTRUZIONI PER IL MONTAGGIO  
INSTRUCCIONES DE MONTAJE



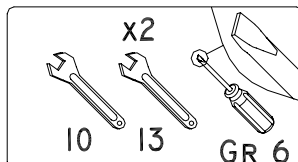
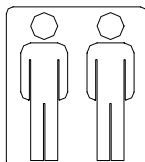

N° 123655

R : 1425-4







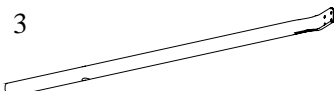

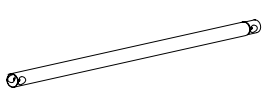

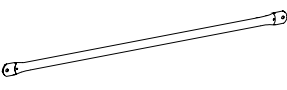
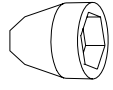
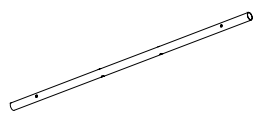
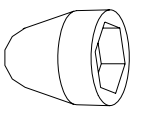
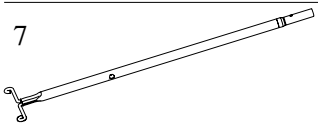

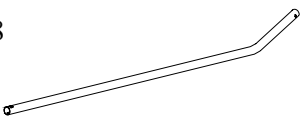





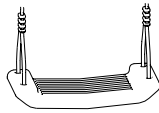







- SCELLEMENT BETON IMPERATIF
- MUST BE FIXED IN CONCRETE
- MUSS UNBEDINGT EINBETONIERT WERDEN
- HET IS NOODZAKELIJK TE BEVESTIGEN MET GRONDANKERS
- O CHUMBAMENTO É IMPERATIVO
- ESSERE FISSATO SALDAMENTE NEL CEMENTO
- EMPOTRAMIENTO IMPERATIVO

- Veuillez garder impérativement la notice de montage qui vous sera utile pour l'entretien de votre produit.  
- It is imperative that you keep the assembly instructions, which be of use for product maintenance.
- Bewahren Sie unbedingt die Montageanleitung auf, die Sie zur Wartung und und Pflege Ihres Artikels brauchen.  
- Bewaar de gebruiksaanwijzing zorgvuldig, deze zal nuttig zijn voor het onderhoud van uw produkt.
- Guarde imperativamente as intruções de montagem, que serão úteis para a manutenção do seu produto.  
- Conservare il manuale di montaggio per le ulteriori operazioni di manutenzione.
- Conserve cuidadosamente las intrucciones de montaje, ya que le servirán para el mantenimiento de su producto.



Réf., Rif., Art. Nr., Ref  
 Quantité, quantità, anzahl, quantity, aantal, cantidad, quantidade


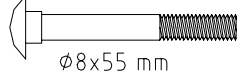



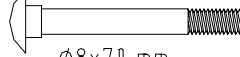
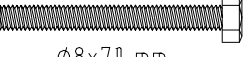

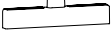
123655

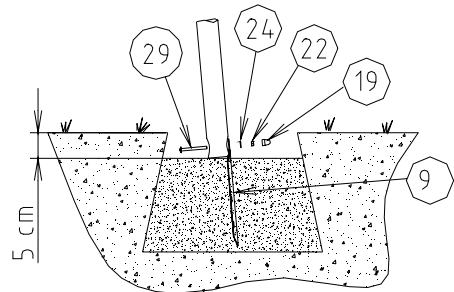
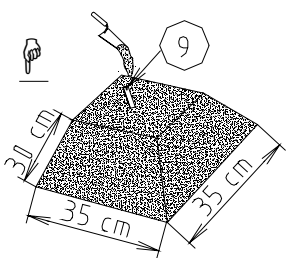

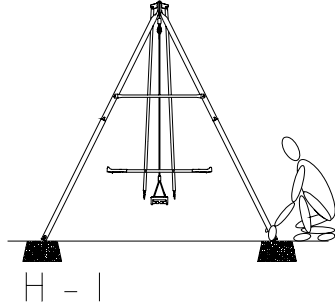
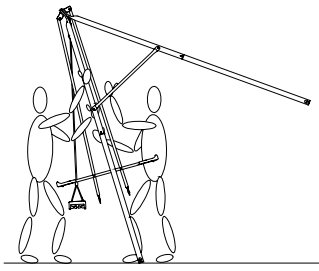
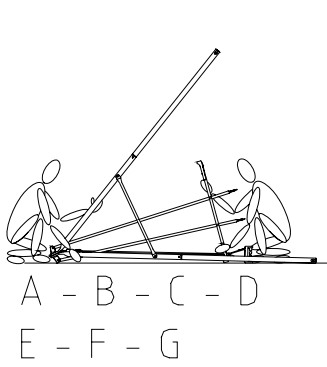
1		15061730 x 1	15		122527 x 2
2		15061630 x 1	16		122623 x 4
3		15047265 x 4	17		122506 x 4
4		15047365 x 4	18		122536 x 2
5		15010030 x 2	19	 H 6	122591 x 16
6		15046630 x 2	20	 H 8	122592 x 9
7		15009765 x 2	21	 H 8	121512 x 2
8		15075765 x 2	22	 H 6	121507 x 16
9		152810 x 4	23	 H 8	121508 x 17
10		420005Z x 4	24	 $\phi$ 6	121602 x 16
11		122767 x 2	25	 $\phi$ 8	121603 x 27
12		122502 x 2	26	 $\phi$ 8 Nylon	121609 x 6
13		40650165 x 1	27	 $\phi$ 6x35 mm	121008 x 2
14		40650265 x 1	28	 $\phi$ 6x55 mm	121013 x 4

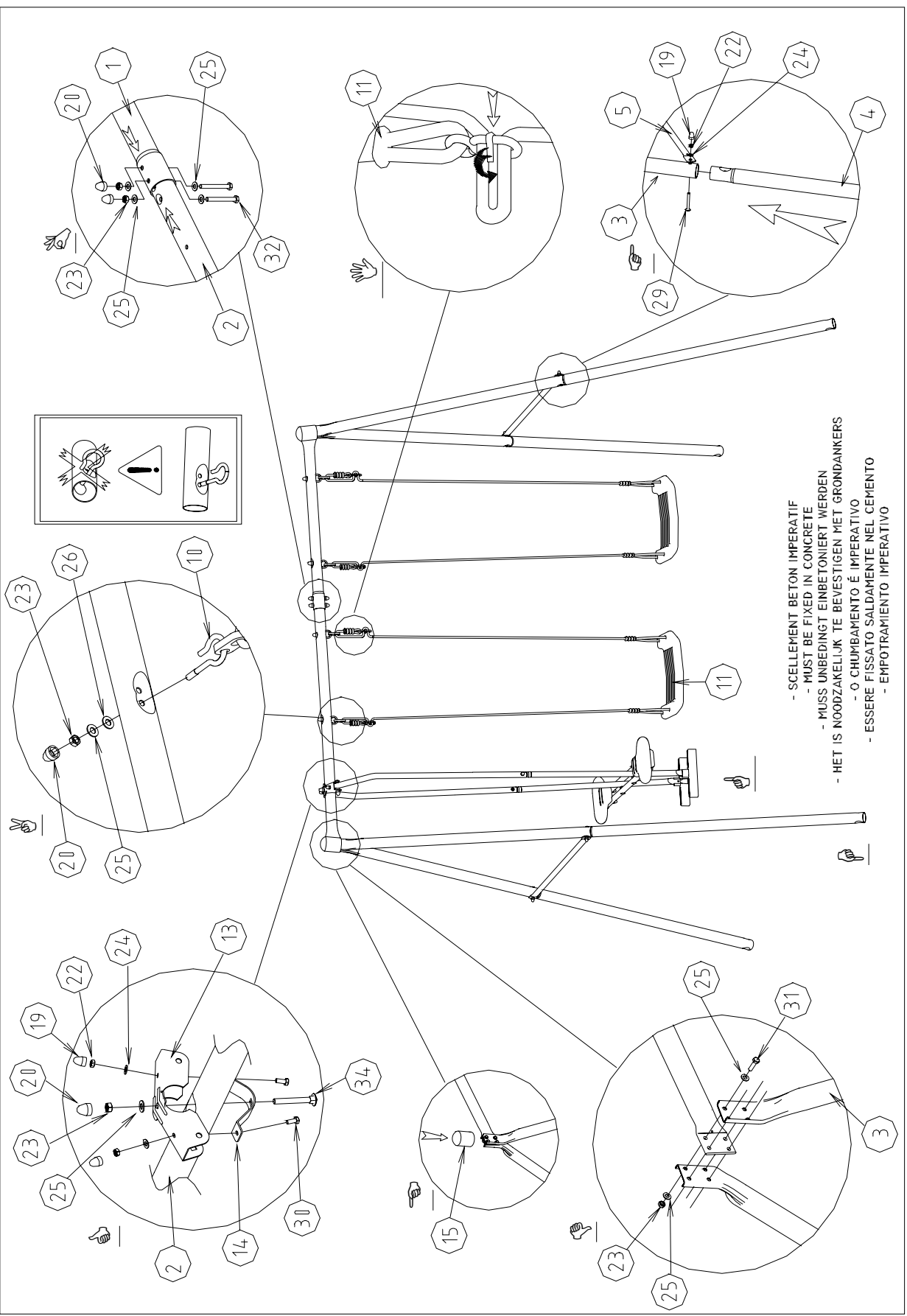
2

Réf., Rif., Art. Nr., Ref  
 Quantit , quantit , anzahl, quantity, aantal, cantidad, quantidade

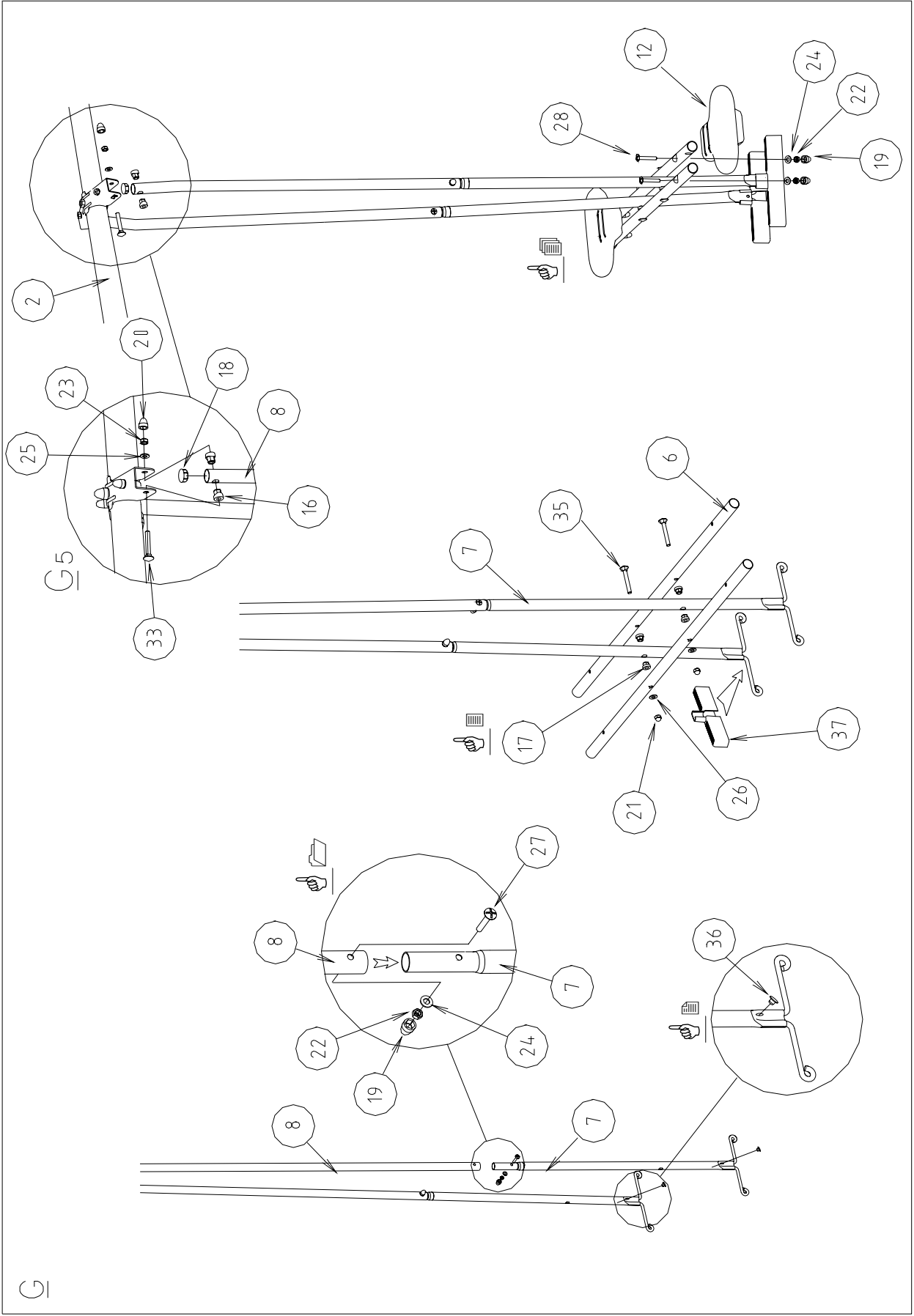
123655

<p>29</p>  <p>�6x60 mm</p>	<p>121014 x 8</p>	<p>33</p>  <p>�8x55 mm</p>	<p>121209 x 2</p>
<p>30</p>  <p>�6x15 mm</p>	<p>121101 x 2</p>	<p>34</p>  <p>�8x65 mm</p>	<p>121210 x 1</p>
<p>31</p>  <p>�8x30 mm</p>	<p>121112 x 8</p>	<p>35</p>  <p>�8x70 mm</p>	<p>121202 x 2</p>
<p>32</p>  <p>�8x70 mm</p>	<p>121117 x 2</p>	<p>36</p> 	<p>122679 x 2</p>
<p>37</p> 			<p>122562 x 2</p>





- SCHELLEN BETON IMPERATIF
- MUST BE FIXED IN CONCRETE
- MUSS UNBEDINGT EINBETONIERT WERDEN
- HET IS NOODZAKELIJK TE BEVESTIGEN MET GRONDANKERS
- ESSERE FISSATO SALDAMENTE NEL CEMENTO
- EMPOTRAMIENTO IMPERATIVO



F - Zone de sécurité: 2,00m

- Aucun objet en appui sur le produit.
- Recouvrir le béton de 5cm de terre meuble.

GB - Safety area: 2,00m

- No object around the product.
- Cover the concrete dies with a 5cm layer of soil.

D - Sicherheitsbereich: 2,00m

- Keine Gegenstände in der Nähe der Rutsche belassen.
- 5cm Rasenüberdeck ung erforderlich im Leiterbereich und im Auslaufbereich.

NL - Veiligheidszone: 2,00m

- Geen enkel voorwerp rondom het toestel.
- Bedek de betonblokken met 5cm losse aarde.

I - Zona di sicurezza: 2,00m

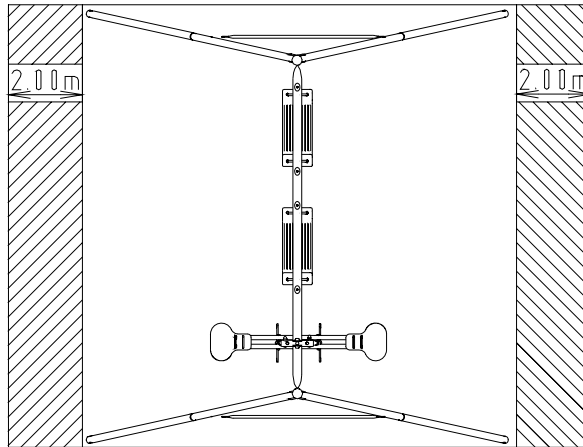
- Nessun oggetto intorno al prodotto
- Ricoprire i dadi in cemento di 5cm di terra mobile.

SP - Area de seguridad: 2,00m

- Ningún objeto alrededor del producto.
- Recubrir el hormigón con 5cm de tierra blanda.

P - Zona de segurança: 2,00m

- Nenhum objecto em redor do producto.
- Abranger o betão de 5cm de terra móvel.



F - Votre balançoire est prévue pour être montée sur des portiques ayant une hauteur de structure comprise entre 1m80 et 2m50. Avant d'utiliser vos balançoires, veuillez à bien contrôler que la distance entre le dessous du siège et le sol soit au minimum de 38 cm. Si ce n'est pas le cas, procéder impérativement à ce réglage.

GB -Your swing is designed to be set up on frames with a structure height of between 1m80 and 2m50 inclusive. Before using your swings, make sure that the distance between the underside of the seat and the ground is of 38 cm minimum. If this is not the case, the necessary adjustments must be made.

D - Die Gartenschaukel ist auf einem Gerüst mit einer Höhe zwischen 1,80 m bis 2,50 m anzubringen. Ehe Sie die Schaukel in Betrieb nehmen, stellen Sie sicher, dass der Abstand zwischen der Unterseite des Sitzes und dem Boden mindestens 38 cm beträgt. Sollte dies nicht der Fall sein, nehmen Sie unbedingt die entsprechende Einstellungsänderung vor.

NL - Uw schommel moet op een draagframe gemonteerd worden waarvan de structuur tussen 1m80 en 2m50 hoog is. Controleer alvorens de schommels te gebruiken of de afstand tussen de onderzijde van het zitje en de grond minstens 38 cm is. Is dat niet het geval, stel deze afstand dan alsnog af.

I - L'altalena è prevista per essere montata su portici con una struttura d'altezza compresa tra 1m80 e 2m50. Prima di utilizzare le altalene, assicurarsi che la distanza tra la parte inferiore del seggiolino e il suolo sia di almeno 38 cm. In caso contrario, procedere imperativamente alla regolazione dell'altezza.

SP - Su balancín ha sido diseñado para ser montado sobre pórticos de una altura comprendida entre 1 m 80 y 2 m 50. Antes de utilizar el balancín, asegúrese de que la distancia entre el asiento y el suelo es al menos de 38 cm. Si no fuera el caso, proceda imperativamente a su ajuste.

P - O seu baloiço foi previsto para ser montado sobre pórticos que têm uma altura de estrutura compreendida entre 1,80 m e 2,50 m. Antes de utilizar os baloiços, verifique bem que a distância entre a parte de baixo do assento e o solo é no mínimo de 38 cm. Se não for o caso, proceder imperativamente a essa regulação.

