














DE-MONTAGEANWEISUNG
 FR-INSTRUCTIONS DE MONTAGE
 IT-ISTRUZIONI DI MONTAGGIO



30min

<p>A *1</p> 	<p>H *2</p> 
<p>B *1</p> 	<p>I *4</p> 
<p>C *1</p> 	<p>J *2</p> 
<p>D *1</p> 	<p>K *1</p> <p>T</p>
<p>E *1</p> 	<p>L *2</p> 
<p>F *1</p> 	<p>M *2</p> 
<p>G *1</p> 	<p>N *6</p> 

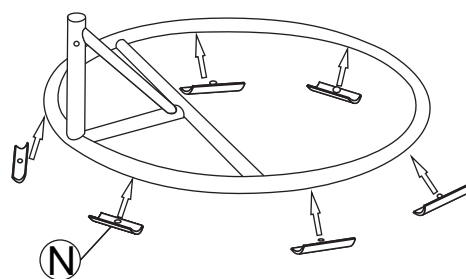


Fig 1.

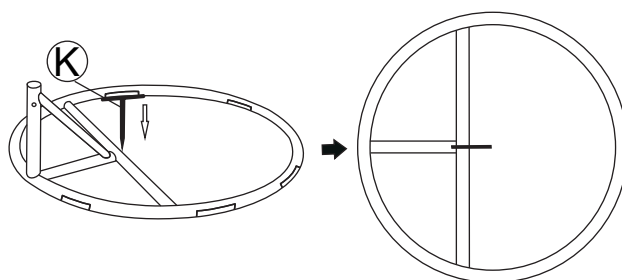
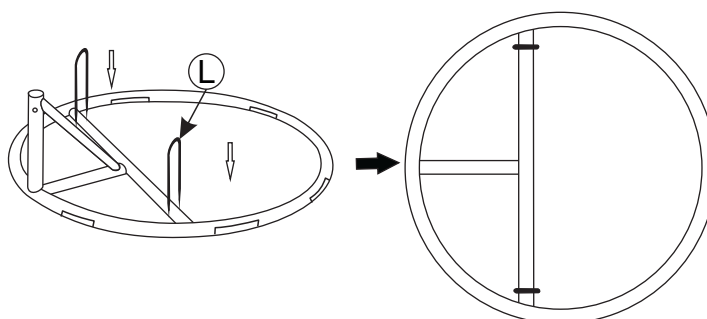


Fig 2.

Optionale Befestigung auf hartem Untergrund
 Fixation facultative sur surface dure
 Fissaggio opzionale su superficie dura



Optionale Befestigung auf weichem Untergrund
 Fixation facultative sur surface souple
 Fissaggio opzionale su superficie morbida

Fig 3.

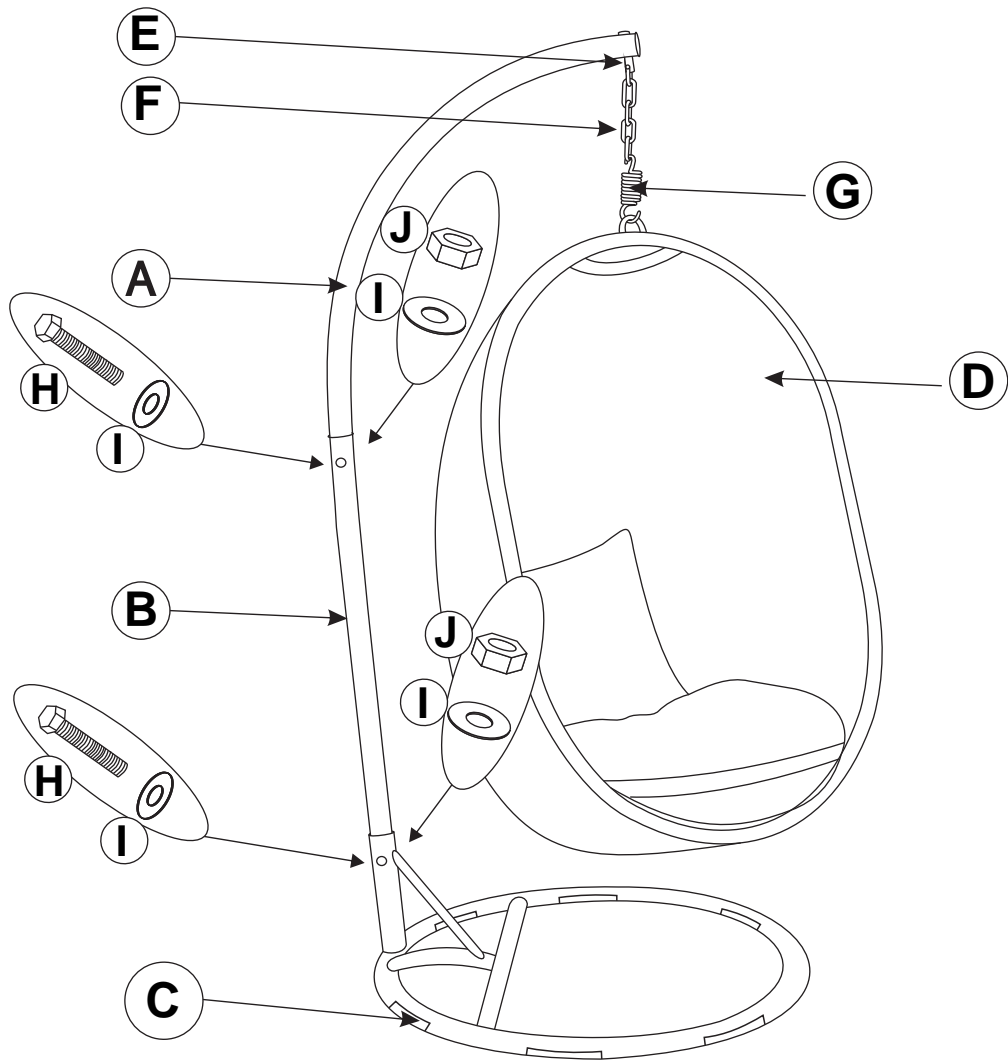


Fig 4.