

# ASSEMBLY INSTRUCTION

DE - MONTAGEANWEISUNG

FR - INSTRUCTIONS DE MONTAGE

DK - MONTAGEVEJLEDNING

CZ - NÁVOD K MONTÁŽI

ES - INSTRUCCIONES DE MONTAJE

FI - ASENNUSOHJE

HR - UPUTE ZA MONTAŽU

SE - MONTERINGSANVISNING

SI - NAVODILA ZA MONTAŽO

TR - MONTAJ TALIMATI

NO - MONTASJEANVISNING

IT - ISTRUZIONI DI MONTAGGIO

GR - ΟΔΗΓΙΑ ΣΥΝΑΡΜΟΛΟΓΗΣΗΣ

NL - MONTAGE INSTRUCTIE

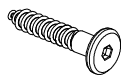
PT - INSTRUÇÕES DE MONTAGEM

PL - INSTRUKCJA MONTAŻU

HU - SZERELÉSI UTASÍTÁS



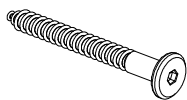
①



HW-ST-01-041  
(7 x 55)

x 4

②



HW-ST-01-046  
(7 x 90)

x 6

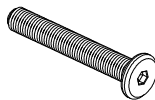
③



HW-ST-03-014  
(8 x 13)

x 4

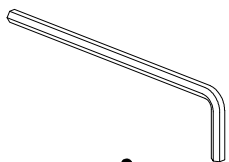
④



HW-ST-02-057  
(8 x 55)

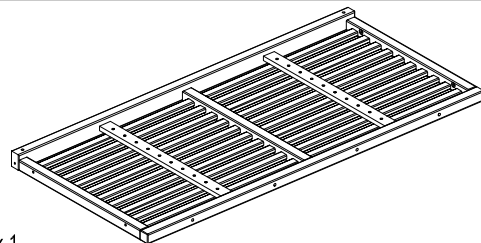
x 4

⑤

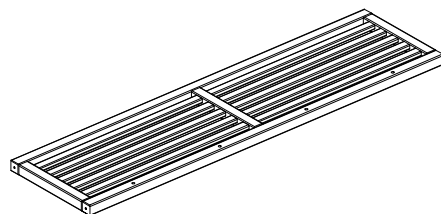


HW-ST-18-001  
(4 x 98)

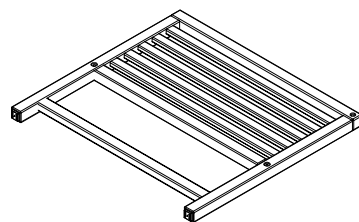
x 2



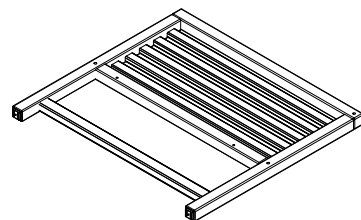
Ⓐ x 1  
SU-BE-ST-0125



Ⓑ x 1  
SU-BE-BF-0108



Ⓒ x 1  
SU-BE-LF-0188



Ⓓ x 1  
SU-BE-LF-0187

1/3

