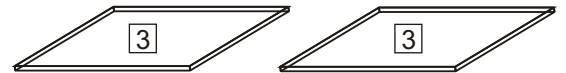
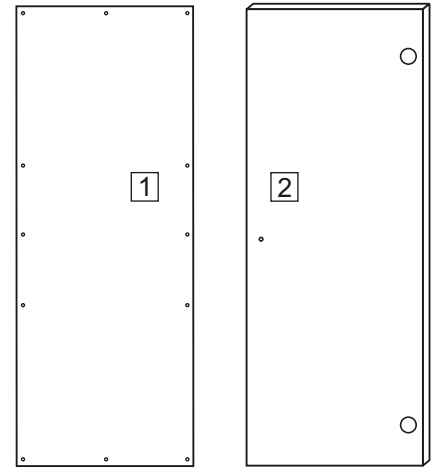
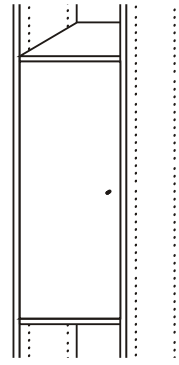
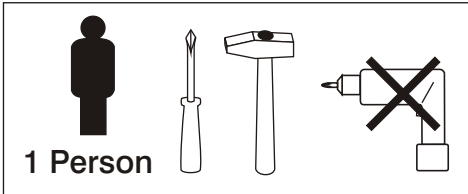


**MONTAGEANLEITUNG**  
**ASSEMBLY INSTRUCTIONS**  
**INSTRUCTION DE MONTAGE**  
**OPBOUW HANDLEIDING**  
**ISTRUZIONI DI MONTAGGIO**

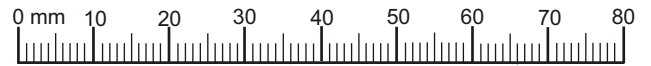
Toro



Technische und optische Änderungen vorbehalten.  
 Under reservation of technical and optical changes.  
 Avec le droit de modifier des details technique et visuel.  
 Technische en optische veranderingen voorbehouden.  
 Ci riserviamo per eventuali variazioni tecniche.



<b>E</b>  3,0 x 20 12	<b>F</b>  2	<b>G</b>  3,5 x 16 4	<b>Y</b>  2	<b>Z</b>  3,5 x 15 4
--------------------------------	-------------------	-------------------------------	-------------------	-------------------------------



Hiermit können Sie die mitgelieferten Schrauben nachmessen.  
 To measure the delivered screws herewith.  
 Pour mesurer les vis livrées avec.  
 Om de nageleverde schroeven na te meten.  
 Verificare la ferramenta fornita.

<b>U</b>  1	<b>V</b>  M 4 x 24 1	<b>L</b>  8	<b>M</b>  2
-------------------	-------------------------------	-------------------	-------------------

