





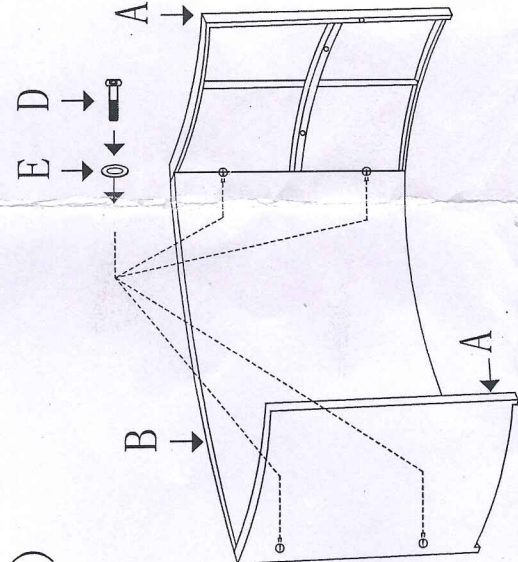
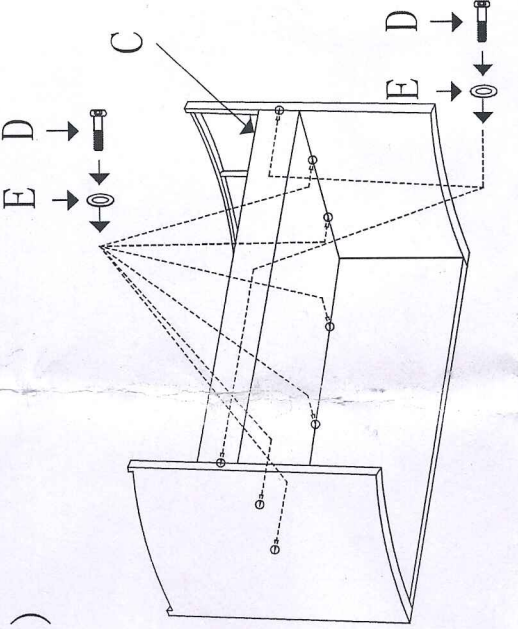

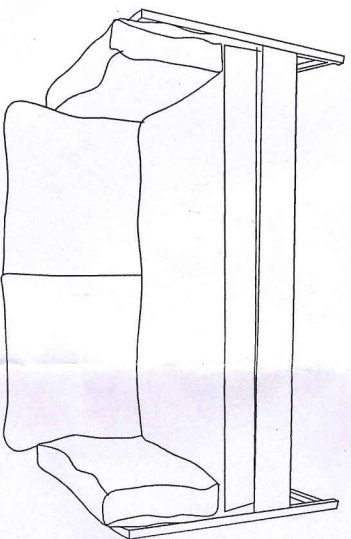


Assembly Instruction

NO.	PART LIST	DESCRIPTION	QTY/PCS
A		ARMEST	2pcs
B		BACK	1pc
C		SEAT	1pc
D		BOLT M6*45	12pcs
E		WASHER	12pcs
F		ALLEN KEY	1pc

(1)	
(2)	
(3)	
(4)	

Note:do not tighten bolts until all parts are connected