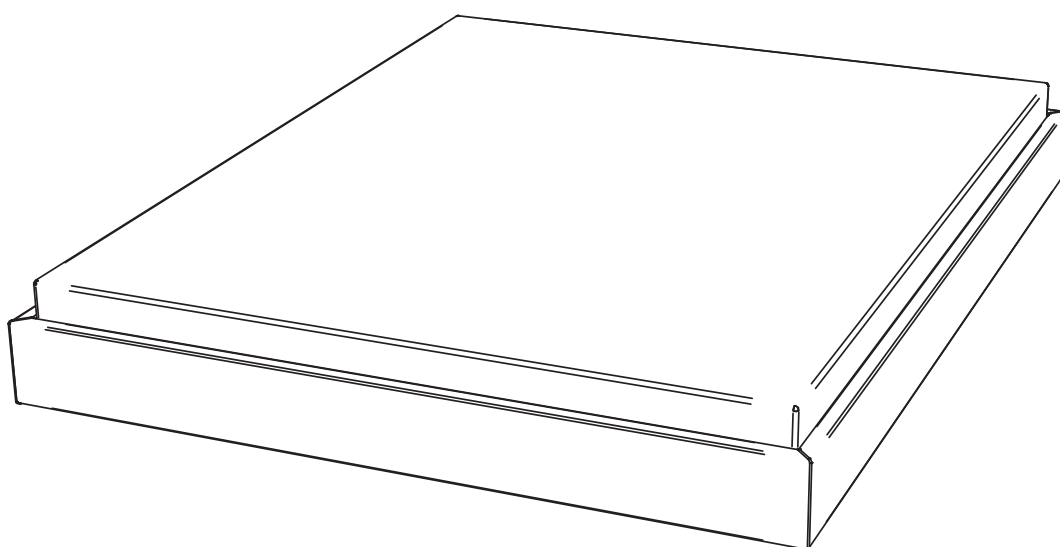


1



Zur Montage des Hasena-Bettes sind die Beschläge im Rahmen- und Fusspaket.

Beginnen Sie mit der Montageanleitung ①

Pour l'assemblage du lit Hasena, utiliser la visserie dans le colis du cadre et celui des pieds.

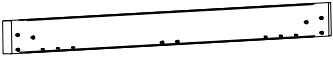
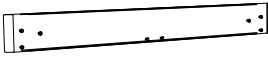
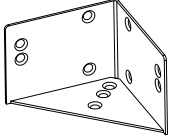
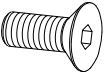
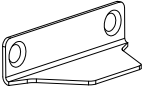

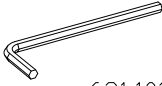
Commencez avec la notice de montage ①

To assemble the Hasena bed the fittings are in the frame- and feet package.

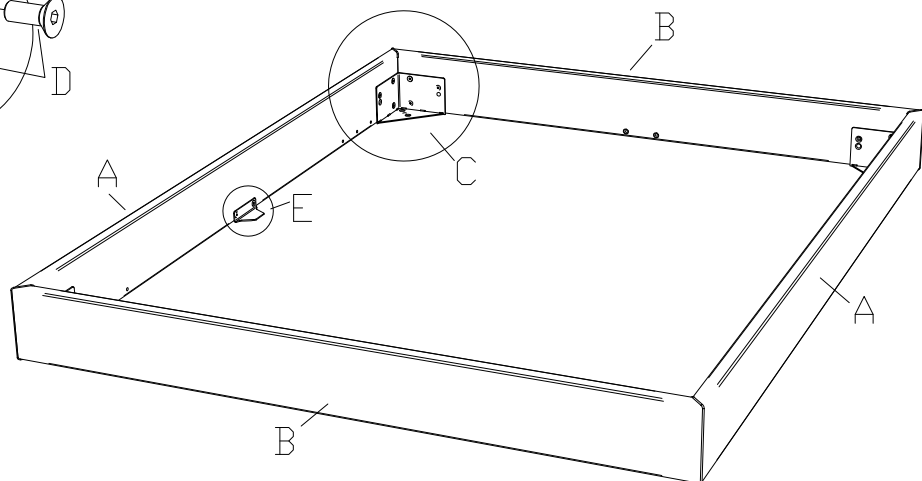
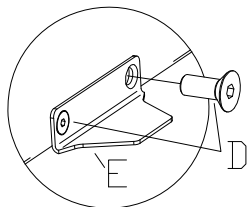
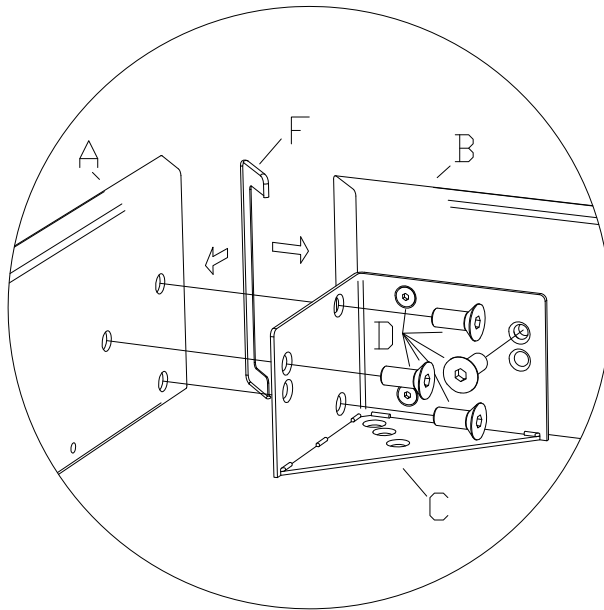
Start with the assembly instruction ①

Per il montaggio dei letti Hasena troverete la ferramenta nel telaio e nel pacchetto piedi.

Cominciare con l'istruzione di montaggio ①

<p>A x2</p> 	<p>B x2</p> 	<p>C x4</p>  <p>630.101</p>	<p>D x28</p>  <p>631.872</p>
<p>E x2</p>  <p>630.099</p>	<p>F x4</p>  <p>630.765</p>	<p>Z x1</p>  <p>631.101</p>	

1.



Fussmontage, siehe Montageanleitung ②


Foot assembling, see assembly instruction ②

Montage des pieds, voir notice de montage ②

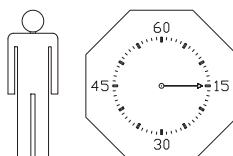
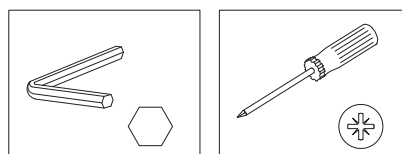
Fissaggio piedi, vedasi istruzioni di montaggio ②

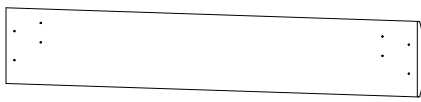

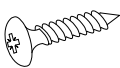
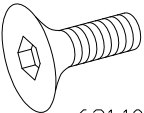
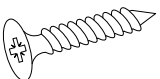


MONTAGEANLEITUNG
NOTICE DE MONTAGE
ASSEMBLY INSTRUCTION
ISTRUZIONE DI MONTAGGIO

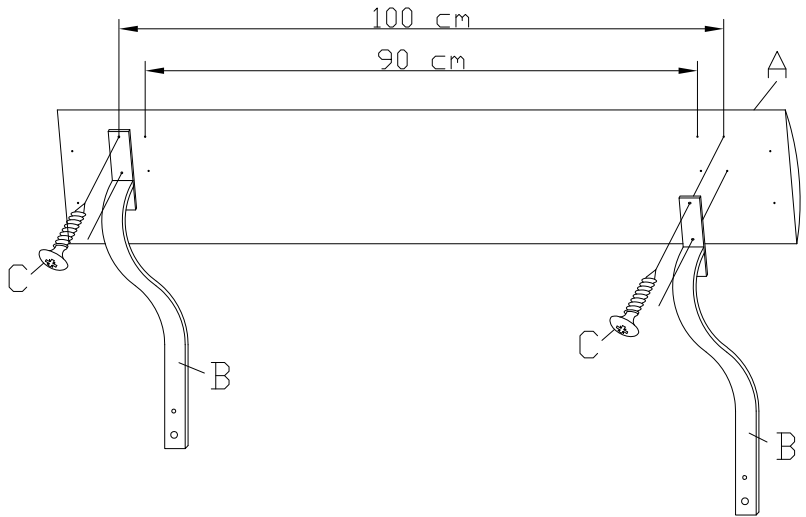


Benötigte Werkzeuge – Outils Nécessaires – Tools Required – Attrezzi Necessari

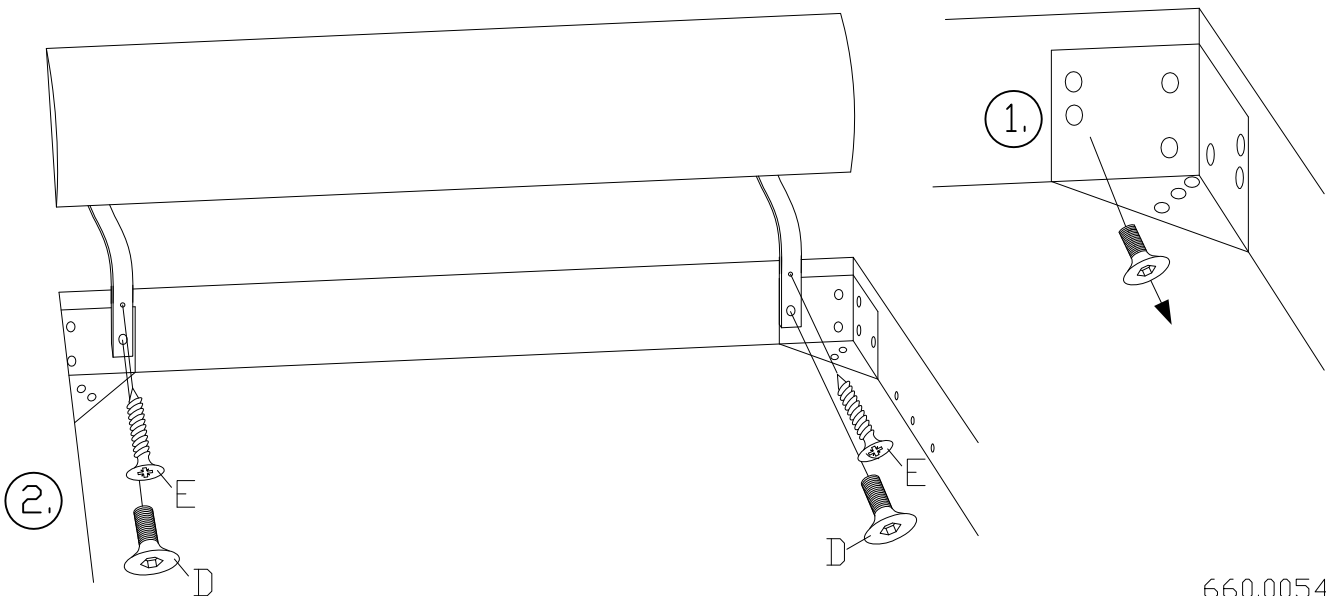



<p>A x1</p> 	<p>B x2</p>  <p>790.00842</p>	<p>C x4</p>  <p>631.30200</p>	<p>D x2</p>  <p>631.10600</p>	<p>E x2</p>  <p>631.32100</p>
---	--	--	--	--


Variante A: 90 / 100 cm



Variante B: 120 / 140 / 160 / 180 / 200 cm



2

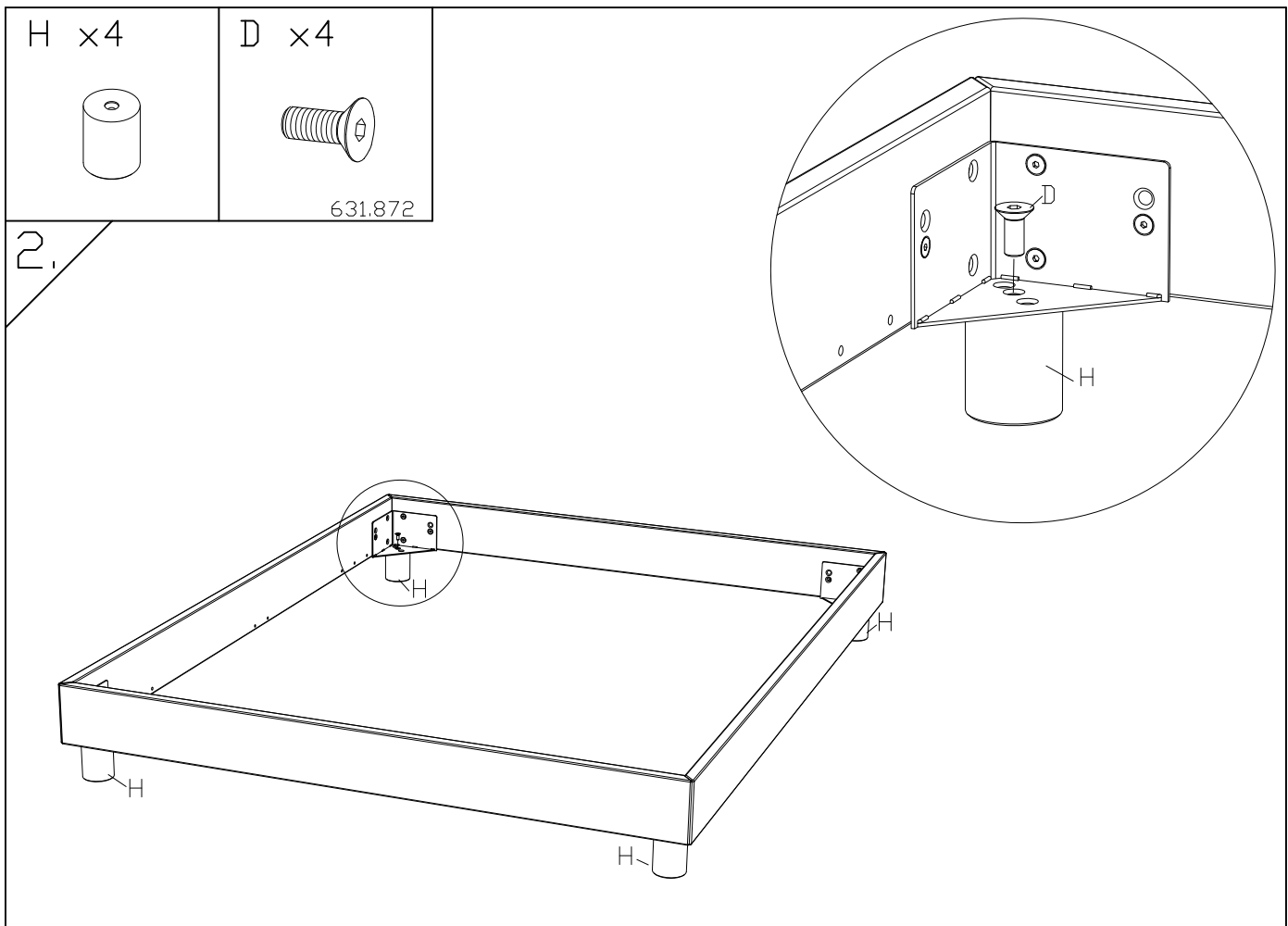


Zur Montage des Hasena-Bettes sind die Beschläge im Rahmen- und Fusspaket.
Beginnen Sie mit der Montageanleitung ①

Pour l'assemblage du lit Hasena, utiliser la visserie dans le colis du cadre et celui des
pieds. Commencez avec la notice de montage ①

To assemble the Hasena bed the fittings are in the frame- and feet package.
Start with the assembly instruction ①

Per il montaggio dei letti Hasena troverete la ferramenta nel telaio e nel pacchetto
piedi. Cominciare con l'istruzione di montaggio ①



zusätzlich bei Breiten ab 160cm
 additional for widths from 160cm
 à partir des dimensions 160cm
 a partire della misura 160cm

