

Wichtig:

Vor Gebrauch sorgfältig durchlesen/
Montageanleitung für späteres Nachlesen aufbewahren

Important:

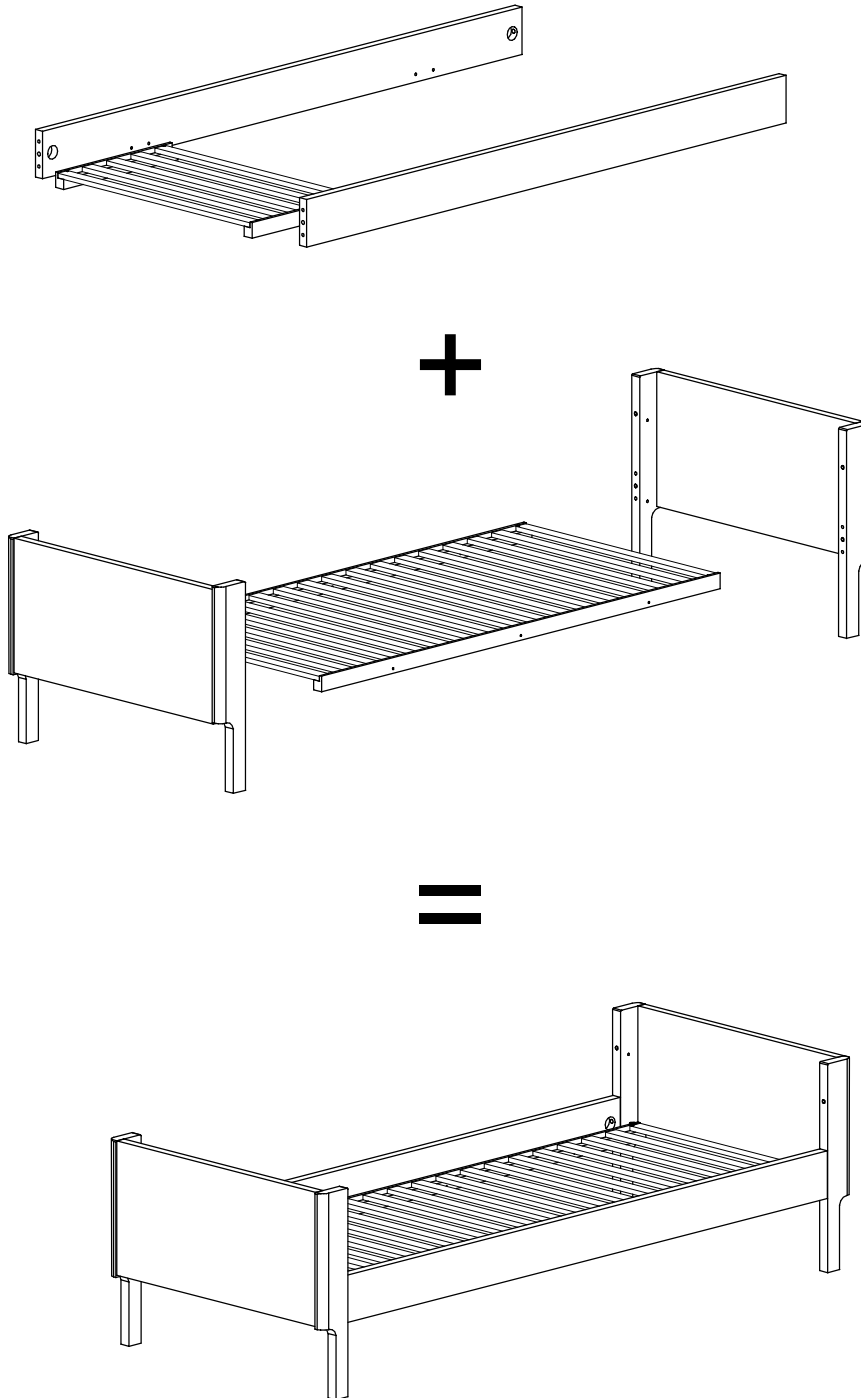
Lisez attentivement/
conserver les instructions d'installation pour référence future avant utilisation

Importante:

lettura/conservare Istruzioni per l'installazione per riferimento futuro accuratamente prima dell'uso

Important:

Read carefully before assembling/keep and store Instruction for reference



Das Zeichen für verantwortungsvolle
Waldwirtschaft

BUITITQ GmbH
CH-6030 Ebikon

www.buitiq.ch

3.

Montage-
anleitung

Instructions de
montage

Istruzioni per
il montaggio

Assembling
instruction

Colli 1/2:

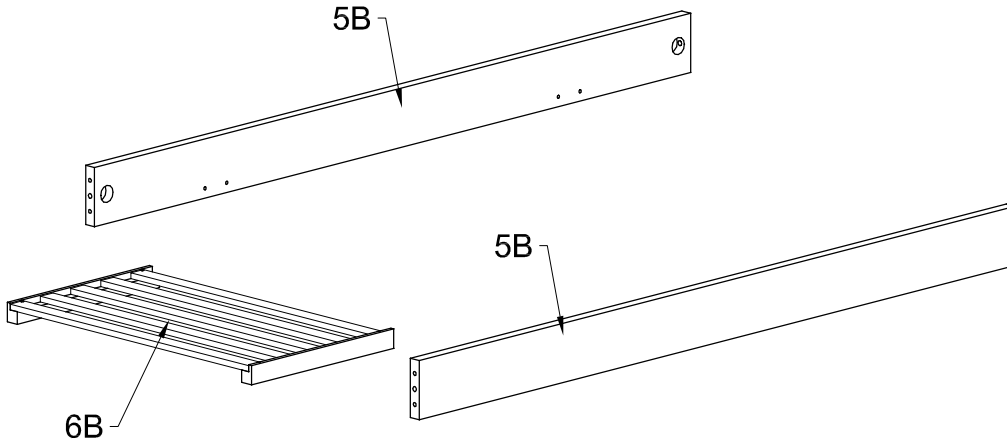
Nr 5B -x2

Colli 2/2:

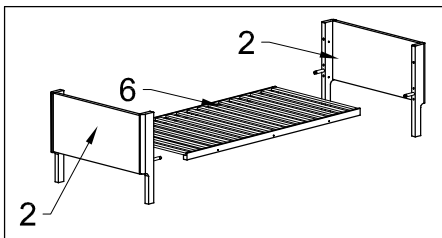
Nr 6B -x1

Nr AI -x1

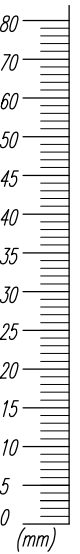
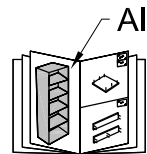
Nr FIT -x1

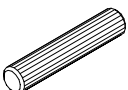







BQ-303.01.WSES



FIT



<p>A</p>  <p>∅8x40 x8</p>	<p>B</p>  <p>M6x50 x4</p>	<p>C</p>  <p>MAXI FIX x4</p>	<p>D</p>  <p>x4</p>	 <p>SW4 x1</p>	 <p>SW6 x1</p>
--	---	--	---	--	---

Home bed180

3.

Montage-
anleitung

Instructions de
montage

Istruzioni per
il montaggio

Assembling
instruction

