

---

**Wichtig:**

Vor Gebrauch sorgfältig durchlesen/  
Montageanleitung für späteres Nachlesen aufbewahren

**Important:**

Lisez attentivement/  
conserver les instructions d'installation pour référence future avant utilisation

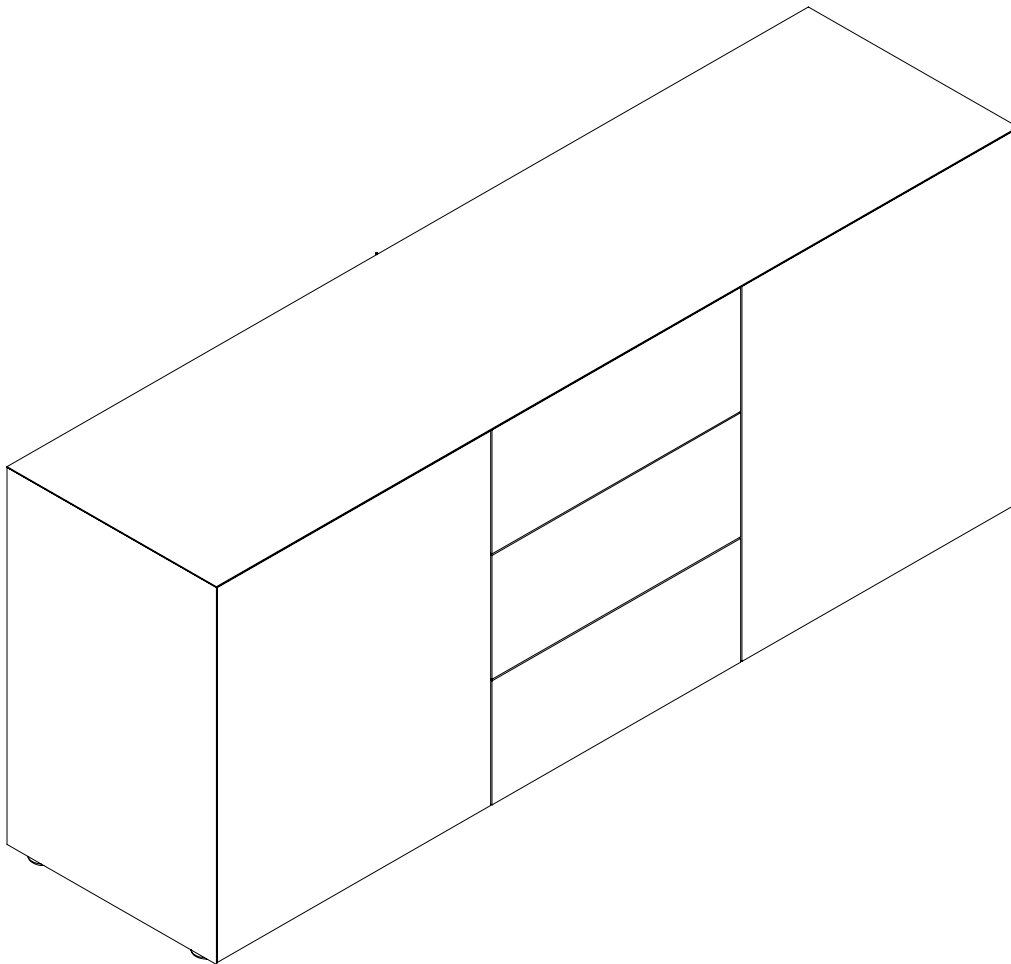
**Importante:**

lettura/conservare Istruzioni per l'installazione per riferimento futuro accuratamente prima dell'uso

**Important:**

Read carefully before assembling/keep and store Instruction for reference

# BRIX II





## Warnhinweise

### Bestimmungsgemässer Gebrauch:

Bitte achten Sie darauf, dass Ihre Möbel nur Ihrem Zweck gemäss verwendet werden. Für eine dauerhafte Funktionsfähigkeit ist eine sachgerechte Nutzung und regelmässige Unterhaltspflege sehr wichtig.

## Mises en garde

### Utilisation conforme:

Veillez vous assurer que vos meubles sont utilisés uniquement pour leur usage prévu. Un entretien régulier et une utilisation conforme sont essentiels pour assurer un fonctionnement durable.

## Avvertenze

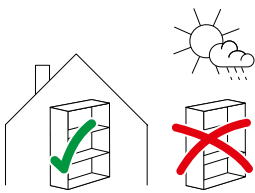
### Utilizzo per lo scopo previsto:

assicuratevi che i vostri mobili siano utilizzati solo per lo scopo per cui sono stati realizzati. Per garantire il loro funzionamento nel tempo è importante utilizzarli correttamente e sottoporli regolarmente a cure manutentive.

## Warning notice

### Intended use:

Please make sure that you only use your furniture for the purpose it was designed for. Correct use and regular maintenance are essential for ensuring your furniture remains in working order for the long-term.



### Anwendung:

Das von Ihnen erworbene Behältnismöbel eignet sich für den allgemeinen, privaten Wohnbereich. Es ist nicht für den Nass-, Aussen- oder gewerblichen Bereich geeignet.

### Usage:

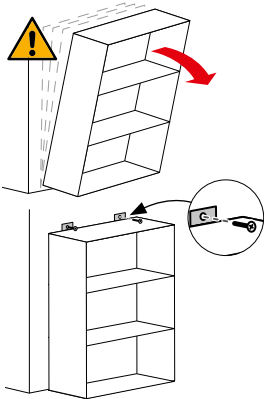
Le meuble de rangement que vous avez acheté convient pour l'habitat privé en général. Il ne convient pas pour l'extérieur, les milieux humides ou le domaine commercial.

### Impiego:

il mobile contenitore acquistato è adatto per un utilizzo in generale, in ambienti domestici. Non è adatto per gli esterni, per l'esposizione alla pioggia o per ambienti commerciali.

### Area of use:

The storage furniture you have purchased is suitable for use in general private living quarters. It is not suitable for areas that are wet, outside or used for commercial purposes.



### VORSICHT, dieses Möbel kann Kippen.

Um dies zu verhindern, muss es mit Kippsicherung(en) an der Wand / Decke befestigt werden. Die Befestigung ist abhängig von der Wand-/Deckenbeschaffenheit (z.B. Beton/Gips/Backstein/Holz) und muss von einem Fachmann ausgeführt werden.

### PRÉCAUTION, ce meuble peut basculer.

Pour empêcher cela, il doit être fixé au mur/plafond avec une sécurité anti-basculement. La fixation dépend de la nature du mur/plafond (p.ex. béton/plâtre/brique/bois) et doit être réalisée par un spécialiste.

### PRECAUZIONE, questo mobile può ribaltarsi.

Per evitare questo, deve essere adeguatamente fissato alla parete o al soffitto. Il tipo di fissaggio dipende dalle caratteristiche della parete o del soffitto (ad es. cemento/gesso/mattone/legno) e il fissaggio deve essere eseguito da un esperto.

### PRECAUTION, this piece of furniture can tip over.

To prevent this it must be secured to the wall or ceiling with brackets. The type of bracket depends on the quality of the wall and/or ceiling (e.g. concrete, plaster, brick, wood) and must be mounted by a specialist.

**Warnhinweise****Mises en garde****Avvertenze****Warning notice**

**WARNUNG**  
**Verschluck- und**  
**Erstickungsgefahr:**  
Kleinteile und Verpackungsmaterial können verschluckt werden.

**AVERTISSEMENT**  
**Risque d'ingestion et**  
**d'étouffement:**  
Les petites pièces et le matériel d'emballage peuvent être avalés.

**AVVERTENZA**  
**Pericolo di ingestione**  
**e soffocamento:**  
piccole parti e materiale di imballaggio possono essere ingerite.

**WARNING**  
**Risk of swallowing**  
**and choking:**  
Small parts and packaging material may be swallowed.



WARNUNG! Tüten und Folien sind kein Spielzeug! Bitte von Babys und Kleinkindern fernhalten! Nicht über den Kopf ziehen; Erstickungsgefahr!

AVERTISSEMENT! Les sacs et films ne sont pas des jouets! Veuillez les tenir hors de portée des bébés et jeunes enfants! Ne pas mettre sur la tête, risque d'étouffement!

AVVERTENZA! Sacchetti e pellicole non sono un giocattolo! Tenere lontano dalla portata dei neonati e dei bambini piccoli! Non metterli in testa, pericolo di soffocamento!

WARNING! Bags and film coverings are not toys! Please keep away from babies and small children! Do not put them over your head, risk of suffocation!



**VORSICHT,**  
**Verletzungsgefahr:**  
Kleinkinder dürfen sich nicht im Montage-Bereich aufhalten und an Möbeln hochziehen oder hinaufklettern.

**PRÉCAUTION,**  
**risque de blessures:**  
Les jeunes enfants ne peuvent pas se tenir dans la zone de montage ni tirer ou grimper sur des meubles.

**PRECAUZIONE,**  
**pericolo di lesioni:**  
tenere i bambini lontano dal luogo di montaggio e evitare che si appendano o arrampichino sul mobile.

**PRECAUTION,**  
**risk of injury:**  
Small children must keep away from the assembly area. They must refrain from climbing up on the furniture.

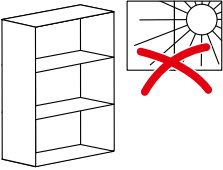
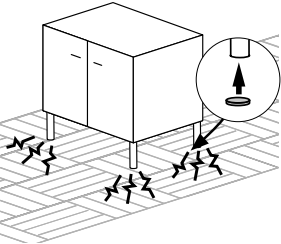



**Altersfreigabe:**  
Nicht für Kinder unter drei Jahren geeignet.

**Age minimum:**  
Ne convient pour les enfants de moins de trois ans.

**Limite di età:**  
non adatto per bambini sotto i tre anni.

**Age restriction:**  
Not suitable for children under three.

1.	Allgemeine Hinweise	Remarques générales	Avvertenze generali	General information
	<p><b>ACHTUNG</b> <b>Direkte Sonneneinstrahlung:</b> Führt zu Farbveränderungen.</p>	<p><b>ATTENTION</b> <b>Exposition directe au soleil:</b> Provoque des décolorations.</p>	<p><b>ATTENZIONE</b> <b>Irraggiamento diretto del sole:</b> ne modifica il colore.</p>	<p><b>ATTENTION</b> <b>Direct sunlight:</b> results in discolouration.</p>
	<p><b>Schutzgleiter:</b> Mit Schutzgleitern (z.B. aus Filz), lassen sich Schäden auf kratzempfindlichen Böden (z.B. Parkett) vermeiden.</p>	<p><b>Patins:</b> Les patins (p.ex. en feutre) permettent d'éviter d'endommager les sols sensibles aux rayures (p.ex. parquet).</p>	<p><b>Scivolante protettivo:</b> grazie agli scivolanti protettivi (ad es. feltro) si evita di danneggiare pavimenti sensibili ai graffi (ad es. parquet).</p>	<p><b>Protective covers:</b> Protective covers, e.g. felt pads, prevent damage to floors that are easily scratched (e.g. parquet).</p>
	<p><b>ACHTUNG, Temperatur:</b> Nie heiße oder sehr kalte Objekte direkt auf die Oberfläche stellen. Geeigneten Schutz verwenden, z.B. Untersteller.</p>	<p><b>ATTENTION, température:</b> Ne jamais poser des objets chauds ou très froids directement sur la surface. Utiliser une protection appropriée, p.ex. sous-plat.</p>	<p><b>ATTENZIONE, temperatura:</b> non appoggiare mai oggetti caldi o molto freddi direttamente sulla superficie. Utilizzare una protezione adatta, ad es. un sotto piatto.</p>	<p><b>ATTENTION, temperature:</b> Do not place hot or cold objects directly on the surface. Use the appropriate protection, e.g. saucer.</p>
	<p><b>Unikat:</b> Dieses Produkt wurde von Hand hergestellt und jedes Stück ist einzigartig.</p>	<p><b>Pièce unique:</b> Ce produit a été réalisé à la main et chaque pièce est unique.</p>	<p><b>Esemplare unico:</b> questo prodotto è stato realizzato a mano e ogni esemplare è un pezzo unico.</p>	<p><b>Unique:</b> This product has been made by hand and therefore each piece is unique.</p>

1.

Allgemeine  
Hinweise

Remarques  
générales

Avvertenze  
generali

General  
information



**Holzprodukte:**

Holz ist ein natürlicher Rohstoff. Jeder Baum ist abhängig vom Standort verschiedenen Einflüssen, wie Klima etc., ausgesetzt. Durch diese Einflüsse wird das Erscheinungsbild (Farbe, Äste, Maserung etc.) des Holzes massgeblich beeinflusst. Abhängig von der Luftfeuchtigkeit und Temperatur, hat Holz die Eigenschaft, sich auszudehnen und kleiner zu werden. Dies kann zu Rissen führen.

**Veränderungen und Naturmerkmale sind natürlich und dadurch ist jedes Massivholzstück ein Unikat.**

**Produits en bois:**

Le bois est une matière naturelle. Chaque arbre est exposé à diverses influences, comme le climat etc., en fonction de son lieu de plantation. L'aspect du bois (teinte, nœuds, grain etc.) est fortement conditionné par ces influences. Le bois a la propriété de se dilater ou de se rétracter en fonction de l'humidité et de la température. Cela peut provoquer des fissures.

**Ces caractéristiques naturelles et les changements sont normaux, ce qui fait de chaque meuble en bois une pièce unique.**

**Prodotti di legno:**

il legno è una materia prima naturale. Ogni albero, a seconda del luogo in cui cresce, è esposto a diverse influenze come il clima, ecc. Grazie a questi agenti, l'aspetto (colore, rami, venatura, ecc.) del legno viene fortemente influenzato. A seconda dell'umidità dell'aria e della temperatura, il legno ha la capacità di espandersi e ritirarsi. Questo può portare alla formazione di crepe.

**La trasformazione e le caratteristiche sono naturali e, pertanto, ogni mobile di legno massiccio è unico nel suo genere.**

**Wooden products:**

Wood is a natural raw material. Each tree is subjected to a whole variety of influences, e.g. the climate, depending on its location. These influences are decisive in creating the way the wood ultimately looks (colour, knots, grain, etc.). Depending on the humidity and temperature, wood is capable of expanding and contracting. As a result cracks may form.

**Changes and natural characteristics are natural, so each piece of solid wood furniture completely unique.**


2.

**Montagehinweise**

**Instructions de montage**

**Istruzioni di montaggio**

**Assembly information**



**Montageschäden:**

Vermeiden Sie indem Sie einen sauberen und weichen Untergrund verwenden (z.B. Teppich). Teile beim Auspacken oder während der Montage nur auf weiche Unterlagen legen/stellen. Darauf achten, dass grössere Teile nicht kippen können.

**Dommages au montage:**

Évitez les dommages en utilisant un fond propre et doux (p.ex. tapis). Lors du déballage et montage, posez/placez les éléments uniquement sur un fond doux. Assurez-vous que les grands éléments ne peuvent pas basculer.

**Danni in fase di montaggio:**

evitare di causare danni utilizzando una base pulita e morbida (ad es. tappeto). Nella fase di disimballaggio e durante il montaggio, appoggiare i pezzi esclusivamente su una base morbida. Fare attenzione che i pezzi più grandi non si ribaltino.

**Damages during assembly:**

These can be avoided if you use a clean soft surface (e.g. carpet). Only place parts on a soft surface when unpacking or during the assembly. Make sure that larger parts cannot tip over.



**Personen:**

Für die Montage erforderliche Anzahl Personen.

**Personnes:**

Nombre de personnes nécessaires au montage.

**Persone:**

numero di persone necessarie per il montaggio.

**People:**

Number of people required for the assembly.



**Montagerichtzeit:**

Ungefähre Zeit in Stunden.

**Durée indicative du montage:**

Durée approximative en heures.

**Tempo di montaggio:**

tempo in ore approssimativo.

**Assembly time:**

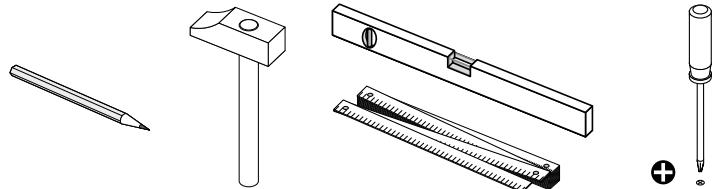
Approximate time in hours.

**Benötigtes Werkzeug**

**Outils nécessaires**

**Attrezzi necessari**

**Tools required**



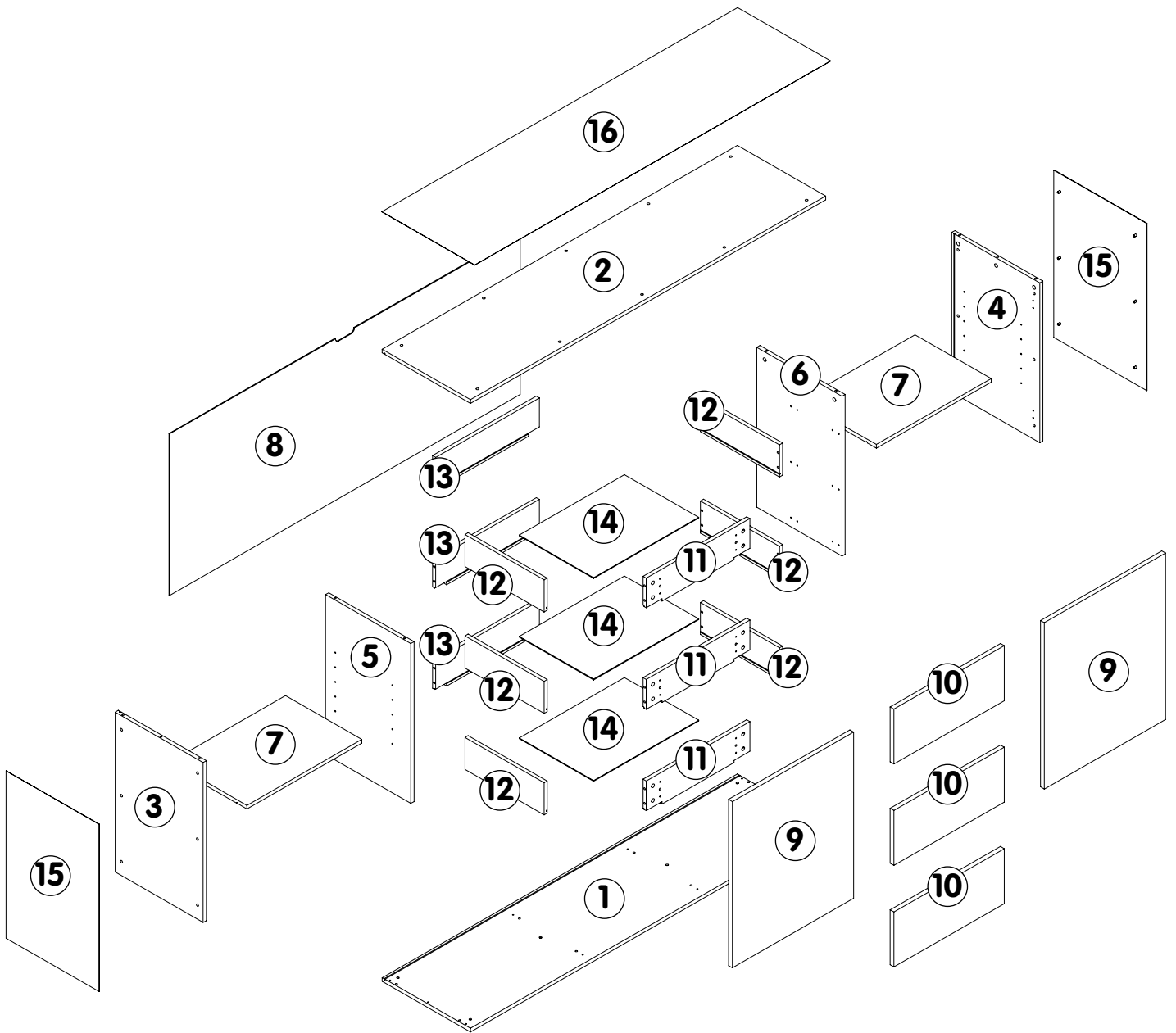
3.

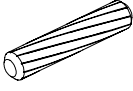
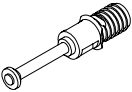





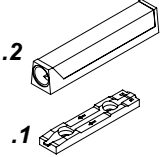
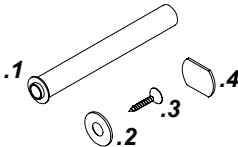


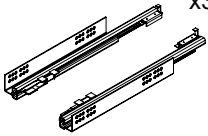
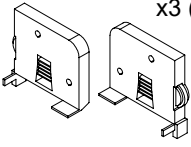
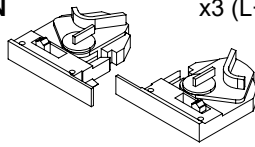

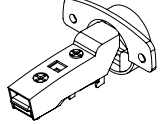
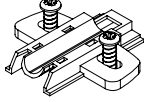

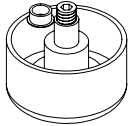
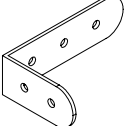


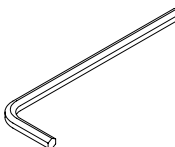
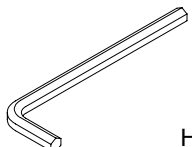


Bau-/Kleinteile:

Éléments / pièces:

Componenti /  
piccoli pezzi

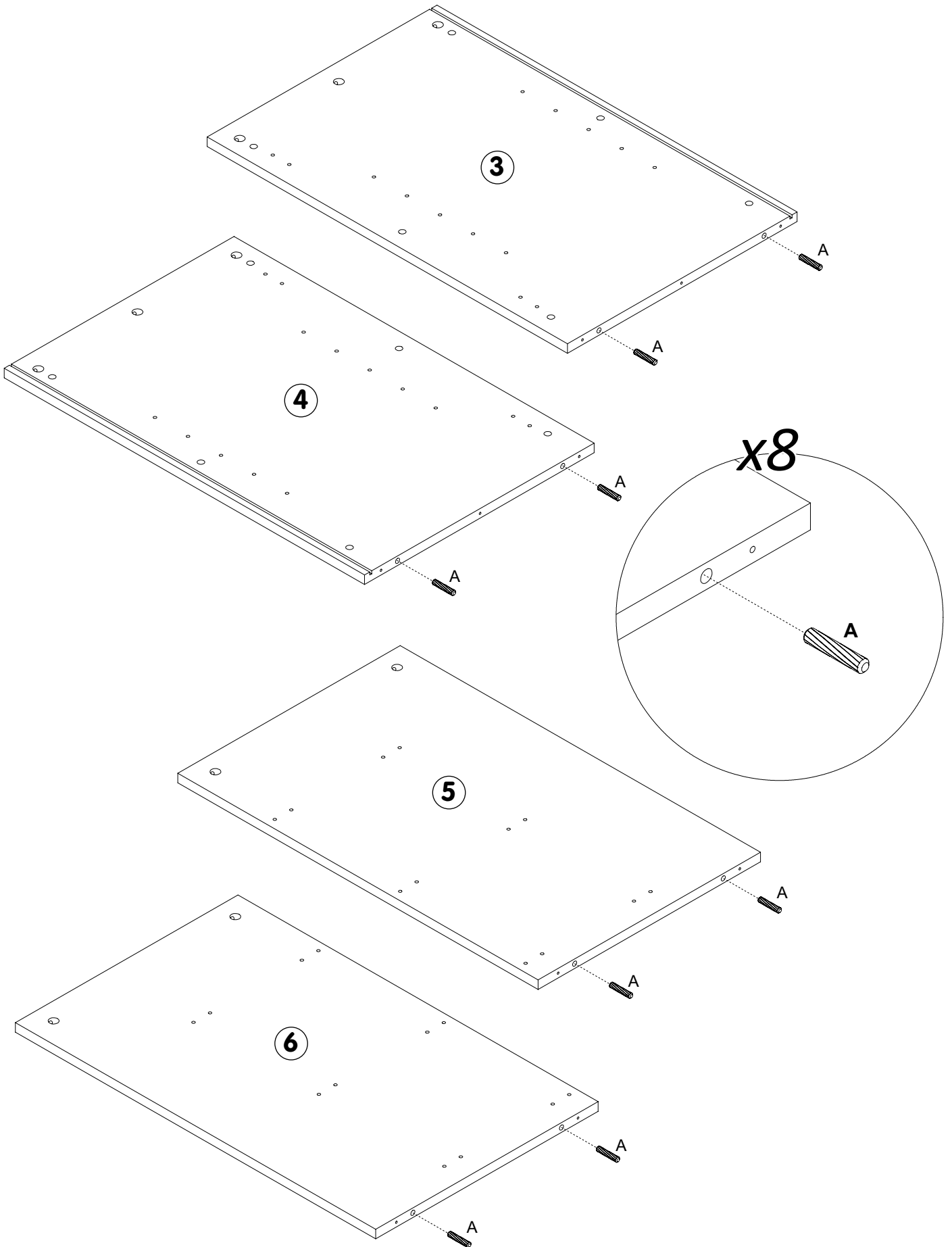
Components /  
small parts



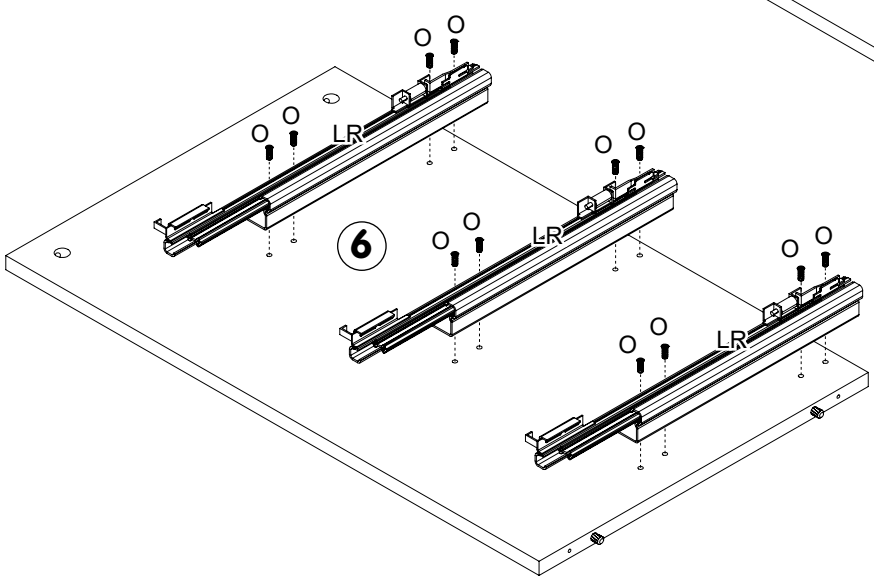
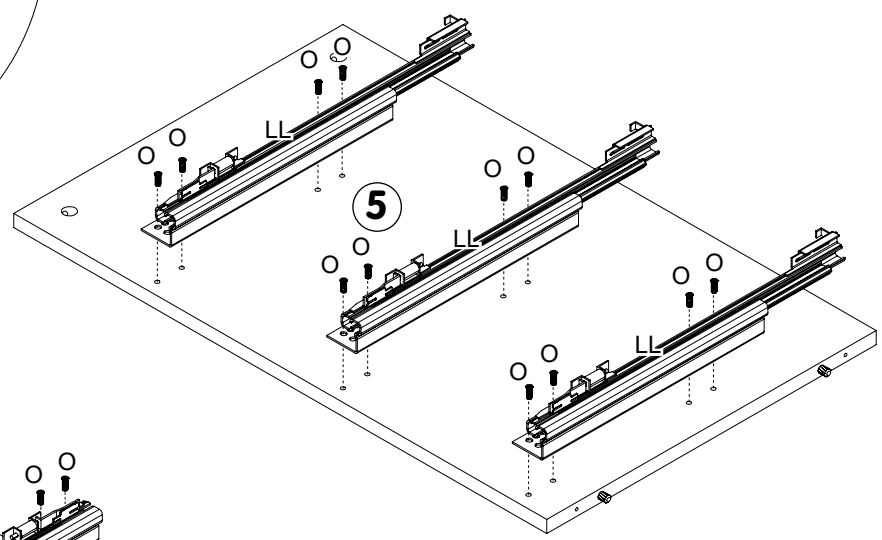
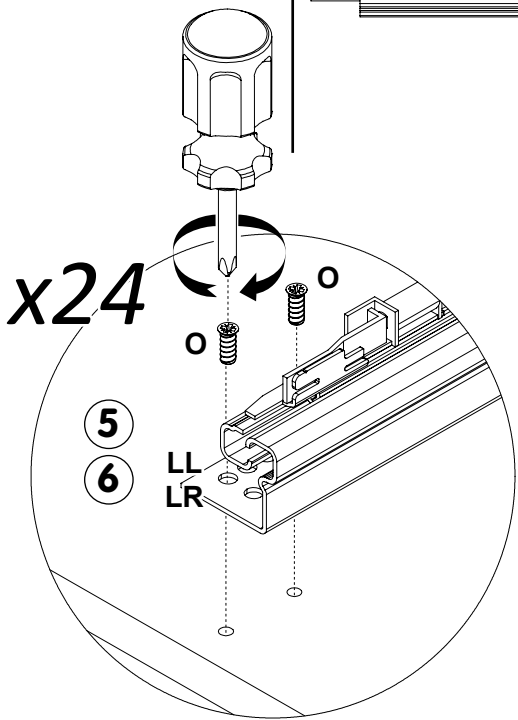
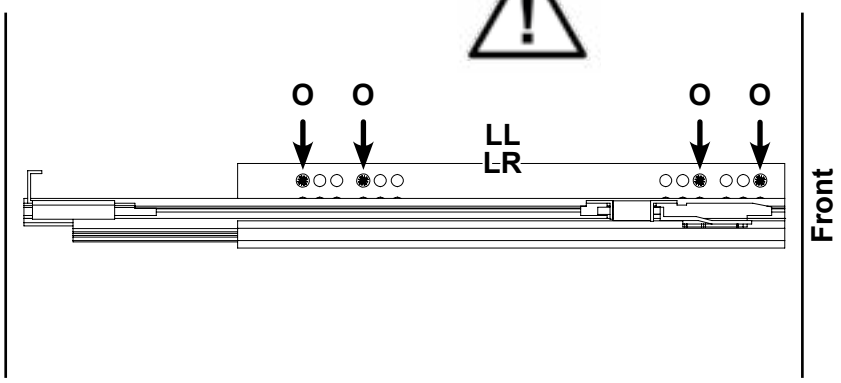
3.	Bau-/Kleinteile:	Éléments / pièces:	Componenti / piccoli pezzi	Components / small parts			
<b>A</b>	 x8 D8x40	<b>B</b>	 x34 L=34	<b>C</b>	 x34 D15	<b>D</b>	 x10 D5x50
<b>E</b>	 x18 D20	<b>F</b>	 x14 D3,5x16	<b>G</b>	 x24 D3x20	<b>H</b>	 x2 .2 .1
<b>i</b>	 x2 .1 .2 .3 .4	<b>J</b>	 x24	<b>K</b>	 x8 D5	<b>L</b>	 x3 (L+R) L=400
<b>M</b>	 x3 (L+R)	<b>N</b>	 x3 (L+R)	<b>O</b>	 x24 D6,3x13	<b>P</b>	 x4
<b>Q</b>	 x4 H=3	<b>R</b>	 x22 M5x12	<b>S</b>	 x6 D50	<b>T</b>	 x1
<b>U</b>	 x6 D8x25	<b>V</b>	 x12 D4x25	<b>W</b>	 x1 HEX 3	<b>X</b>	 x1 HEX 4
<b>Y</b>	 x12 D4x16	<b>AA</b>	 x12 D3,5x20				



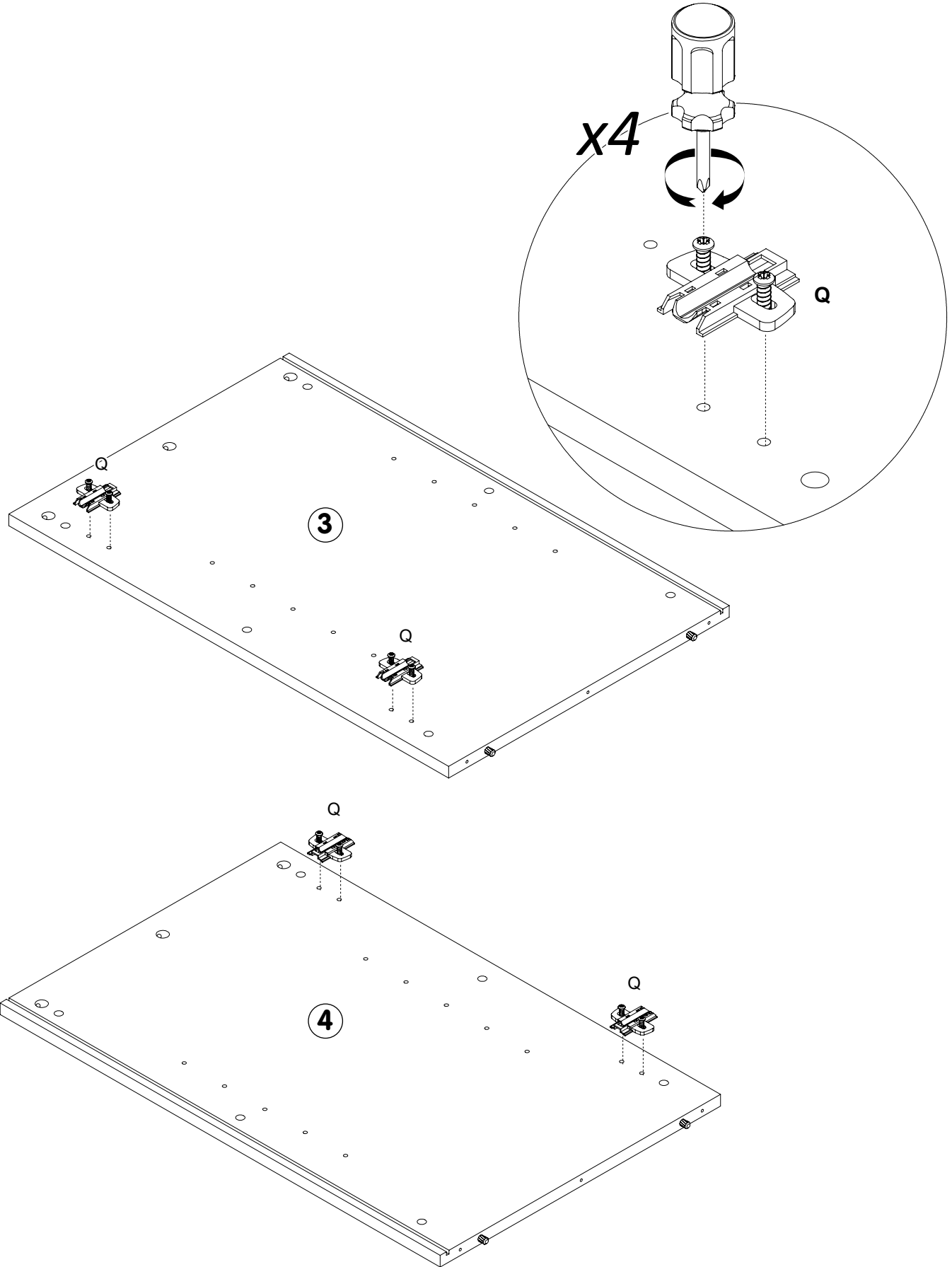
1



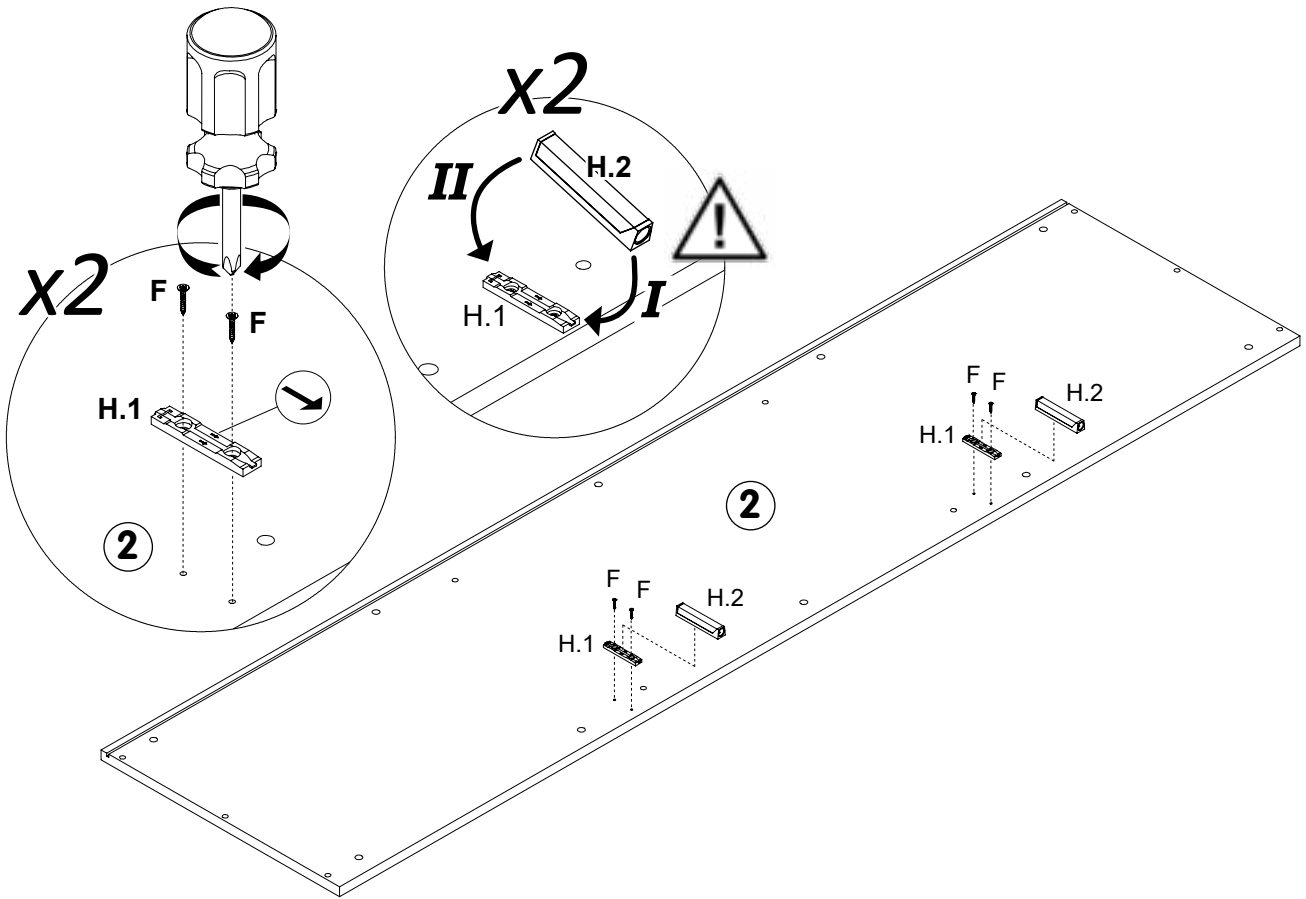
2



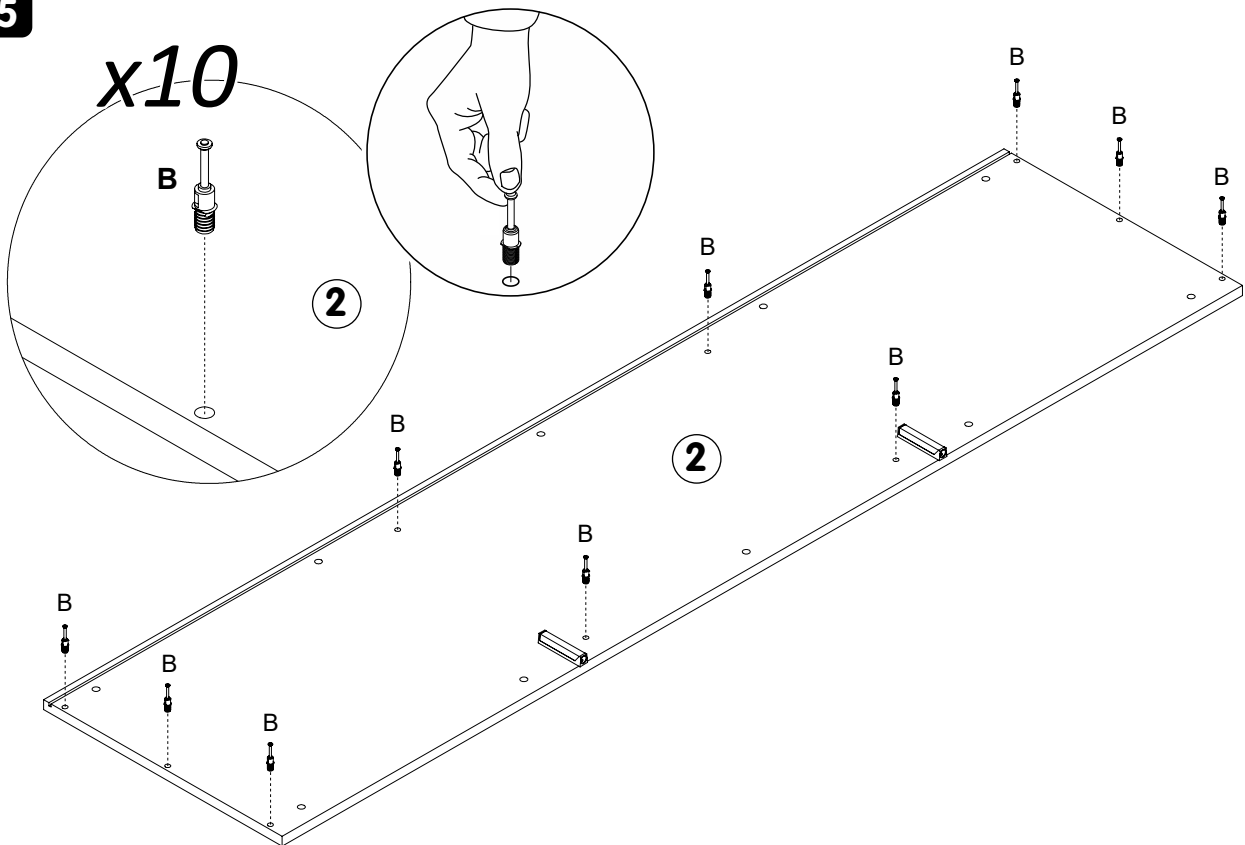
3



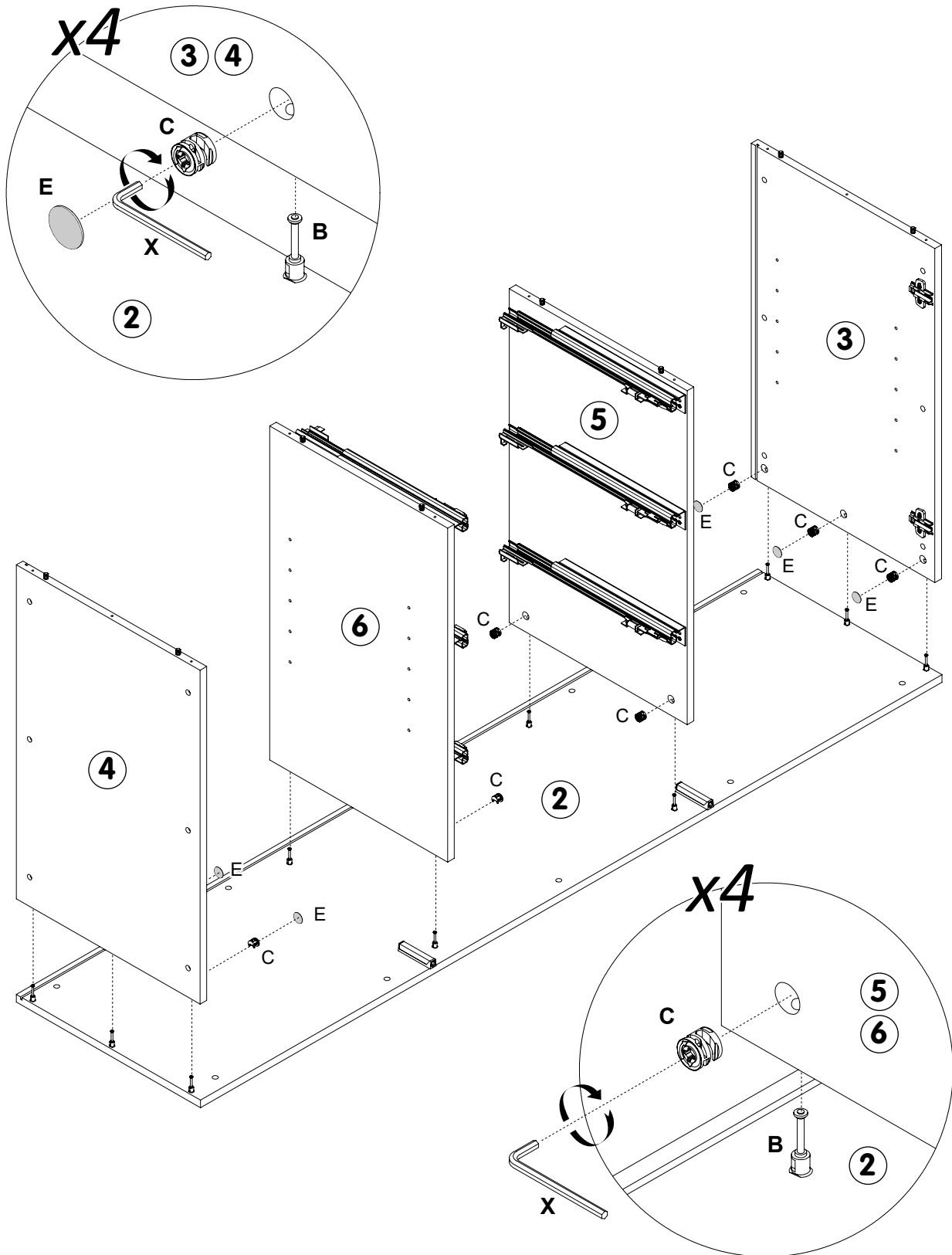
4



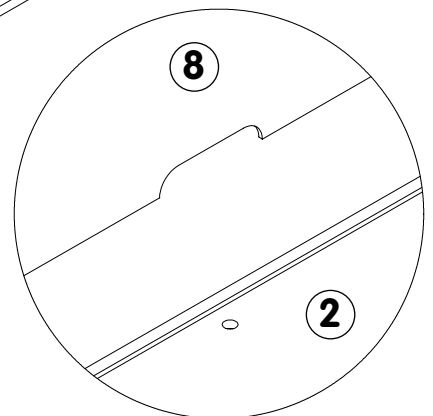
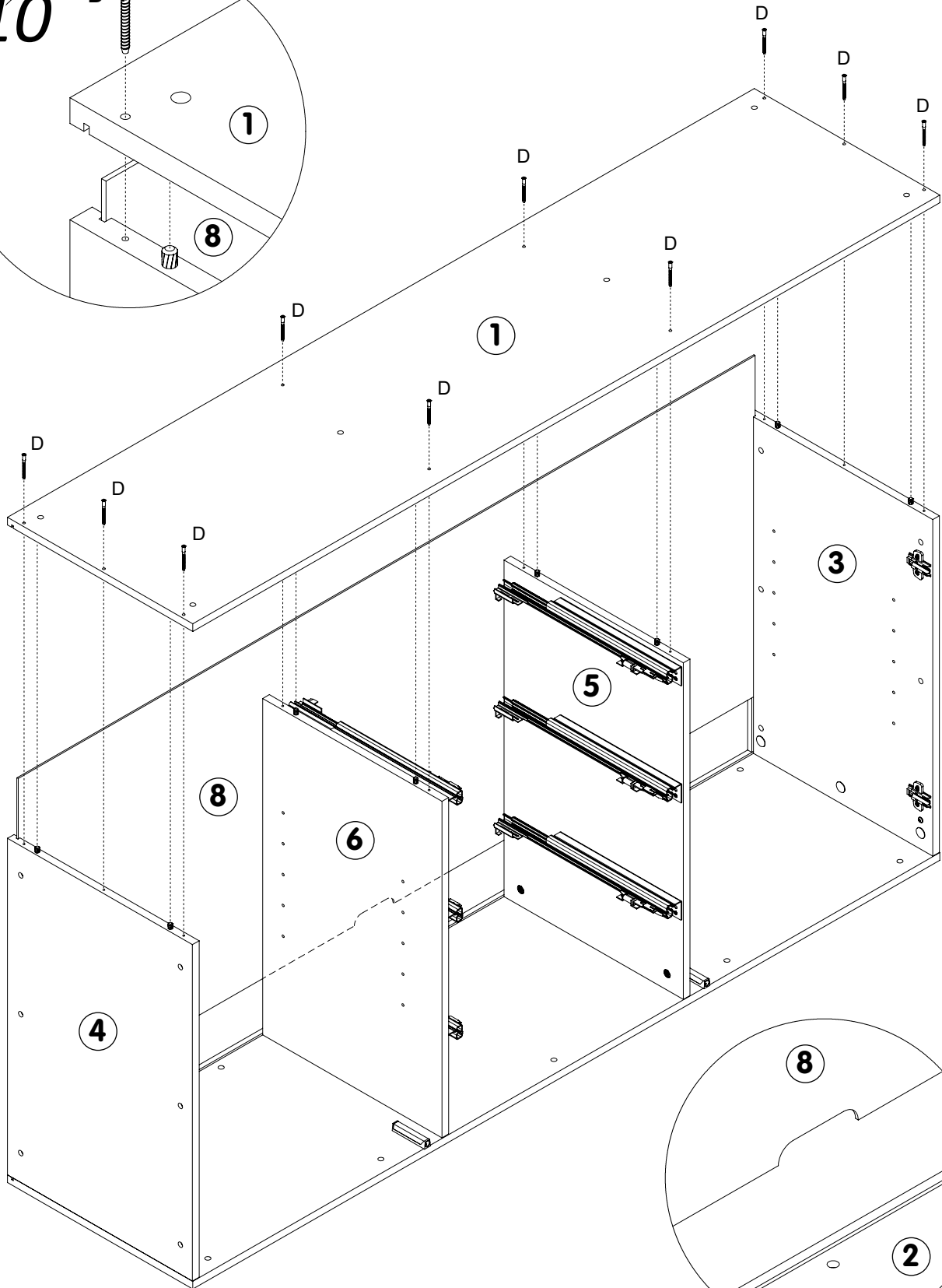
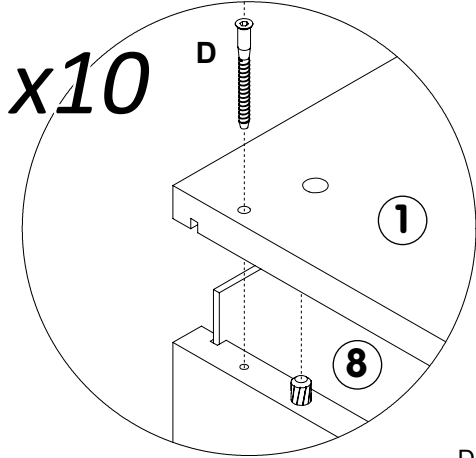
5



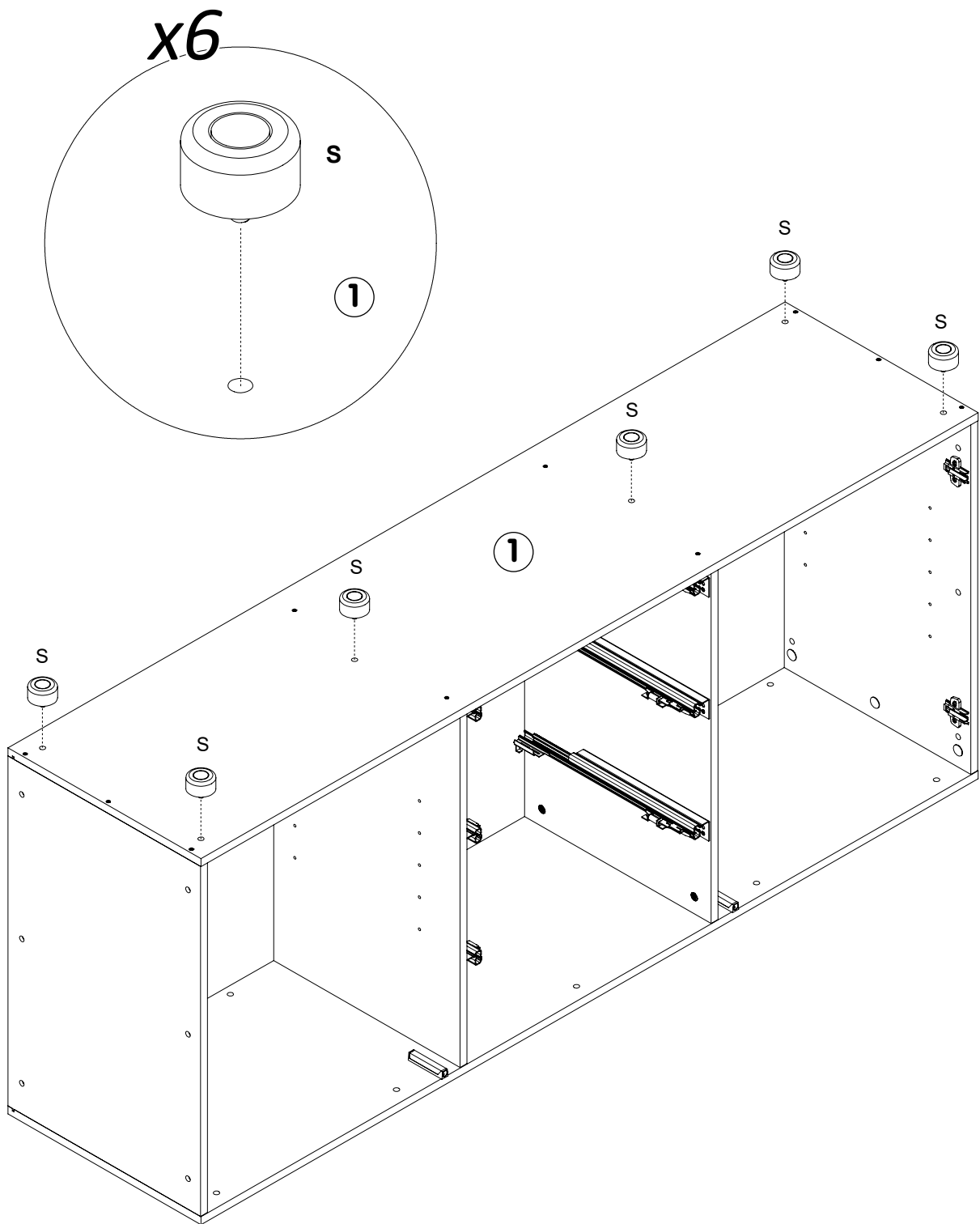
6



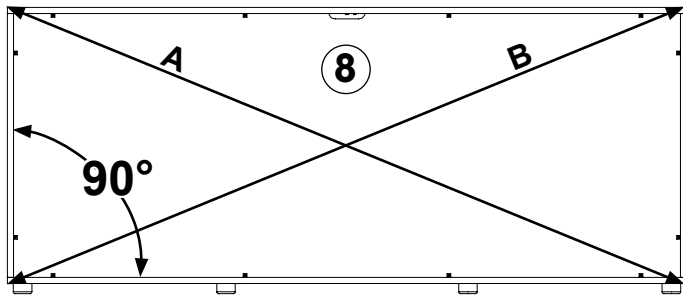
7



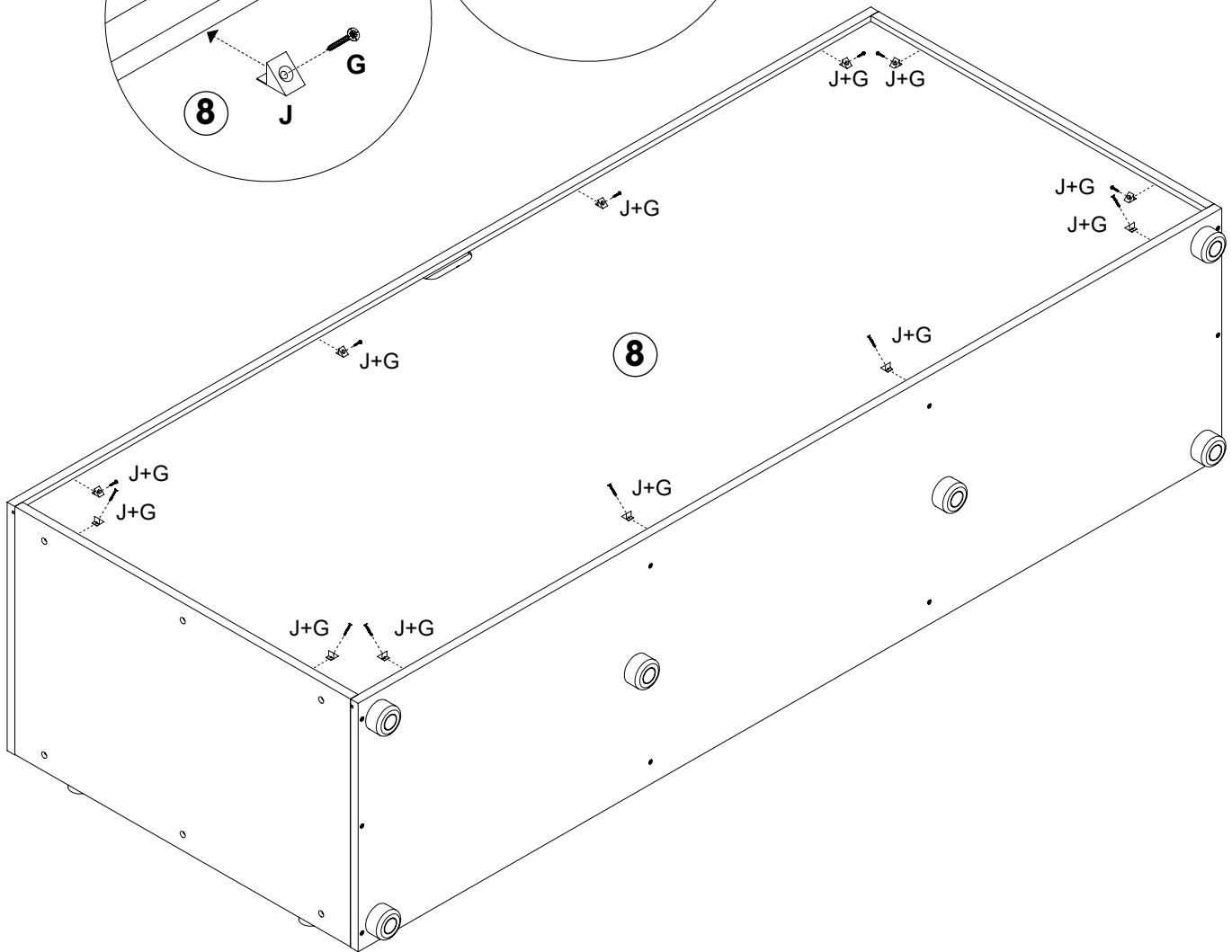
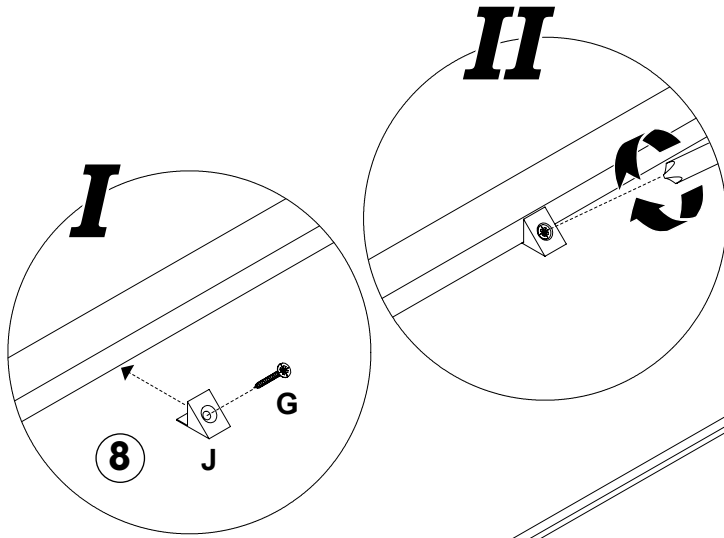
8



9

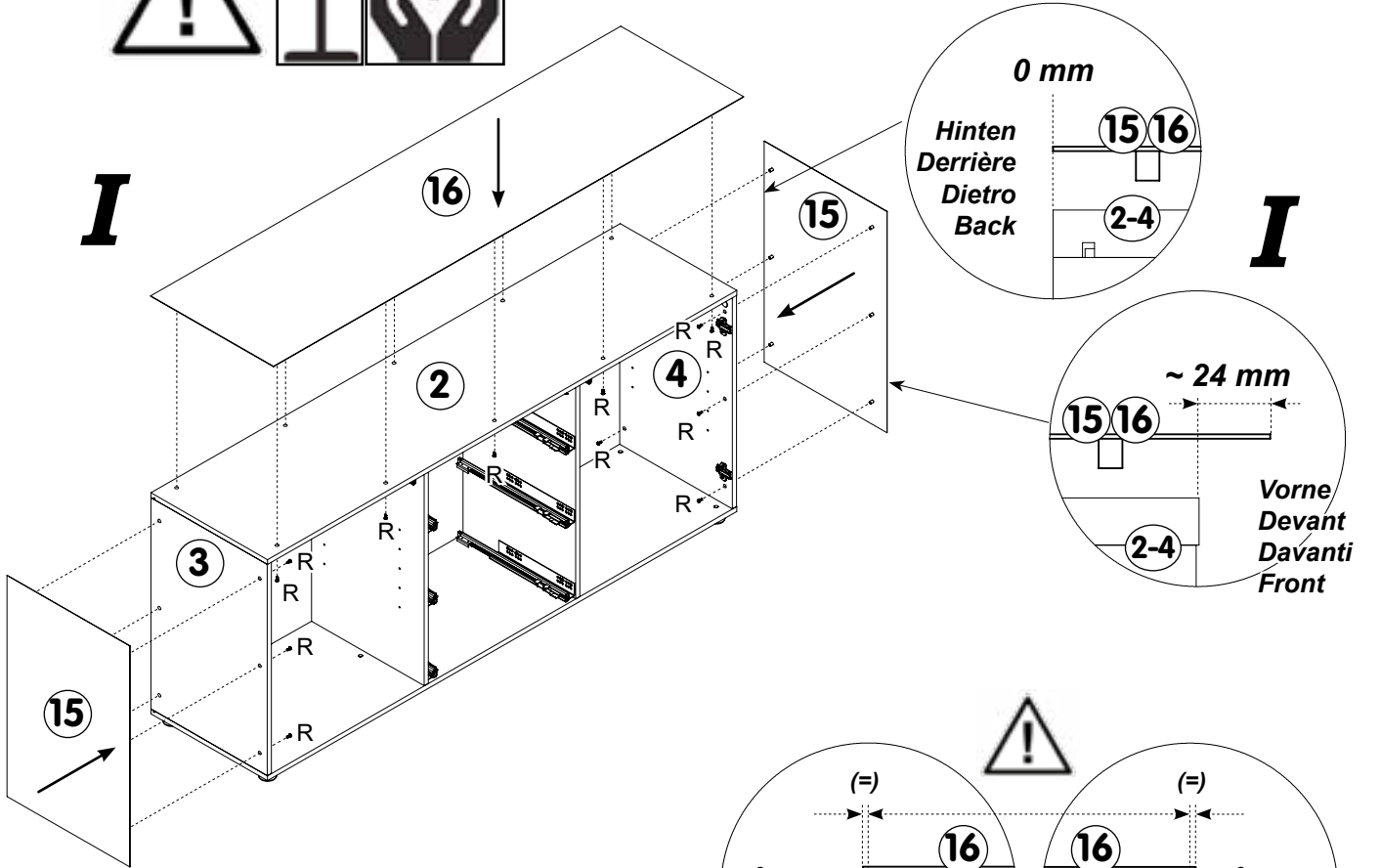


**NB! A=B**

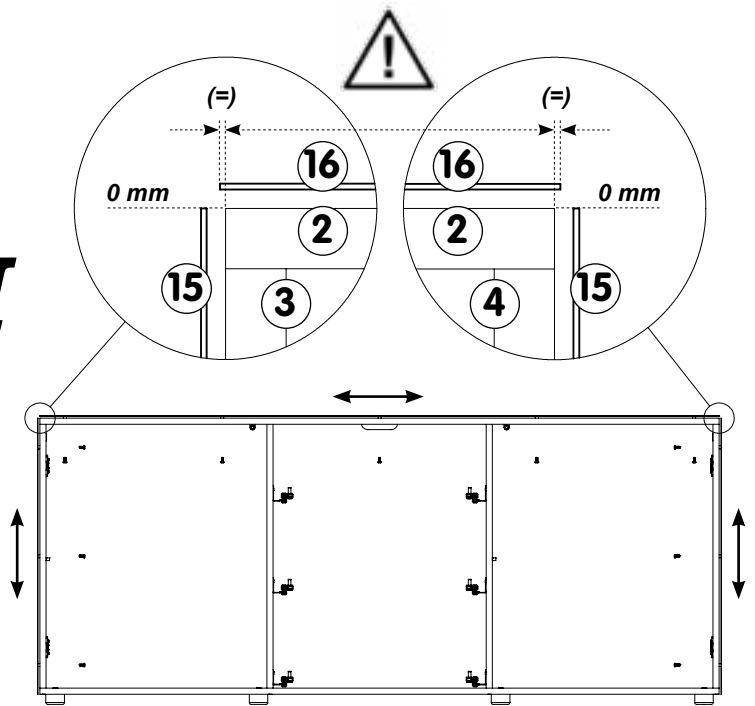




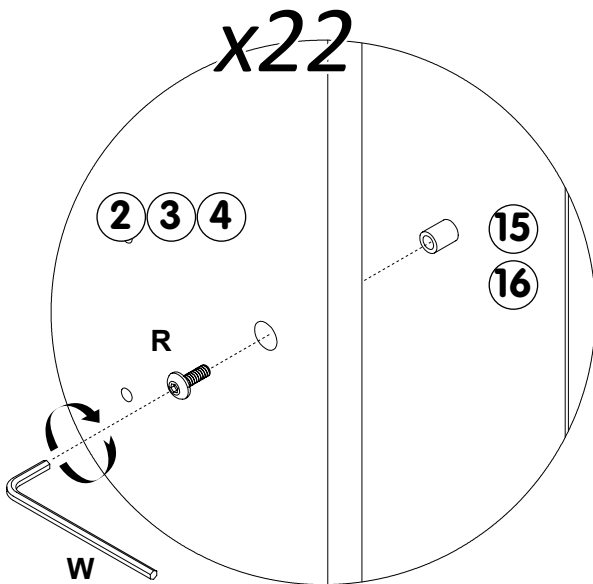
10



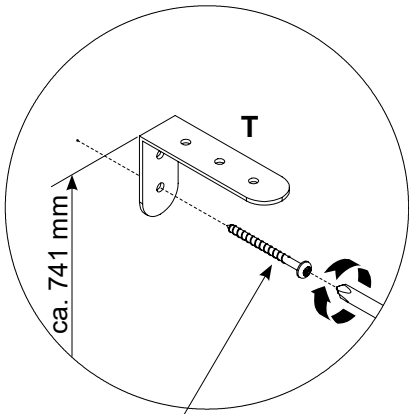
**II**



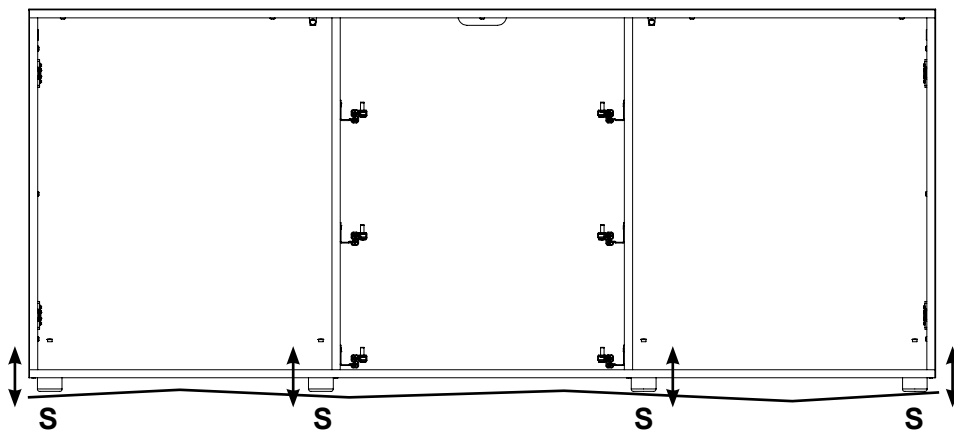
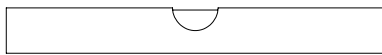
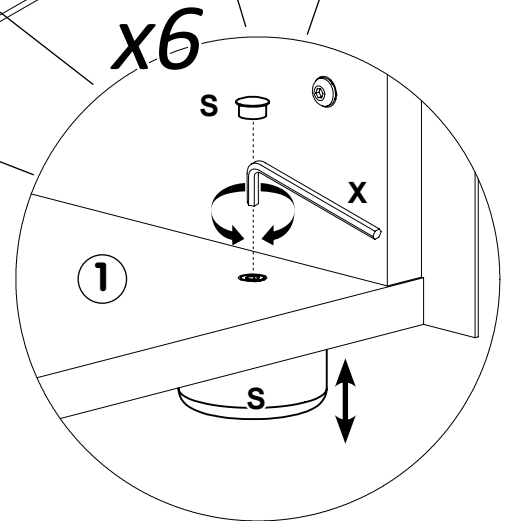
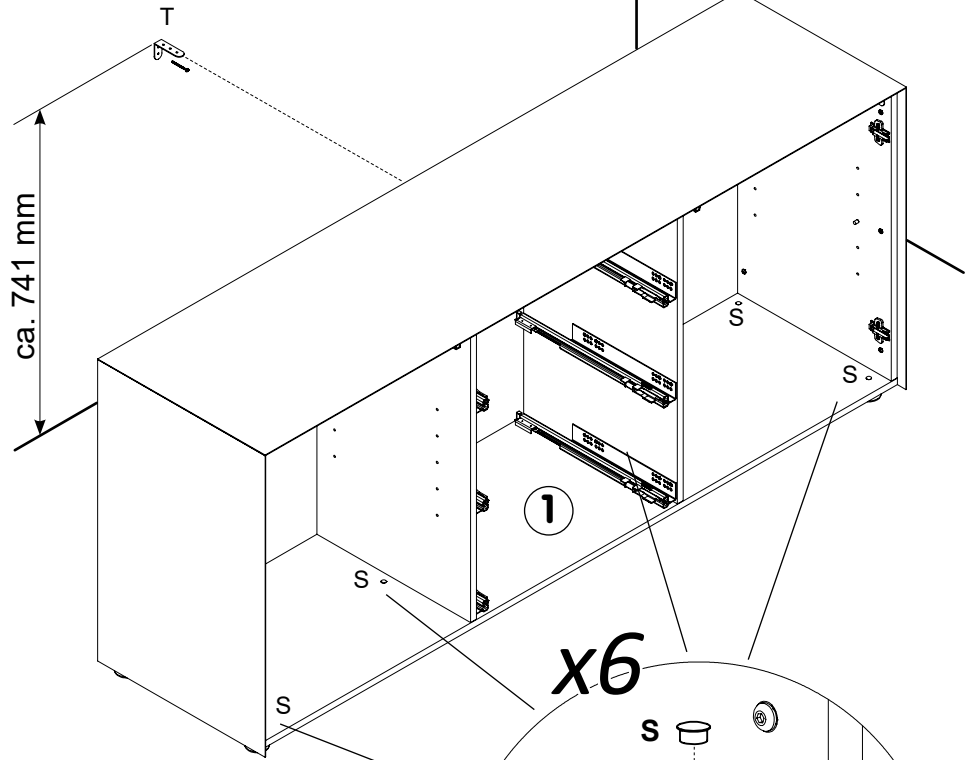
**III**

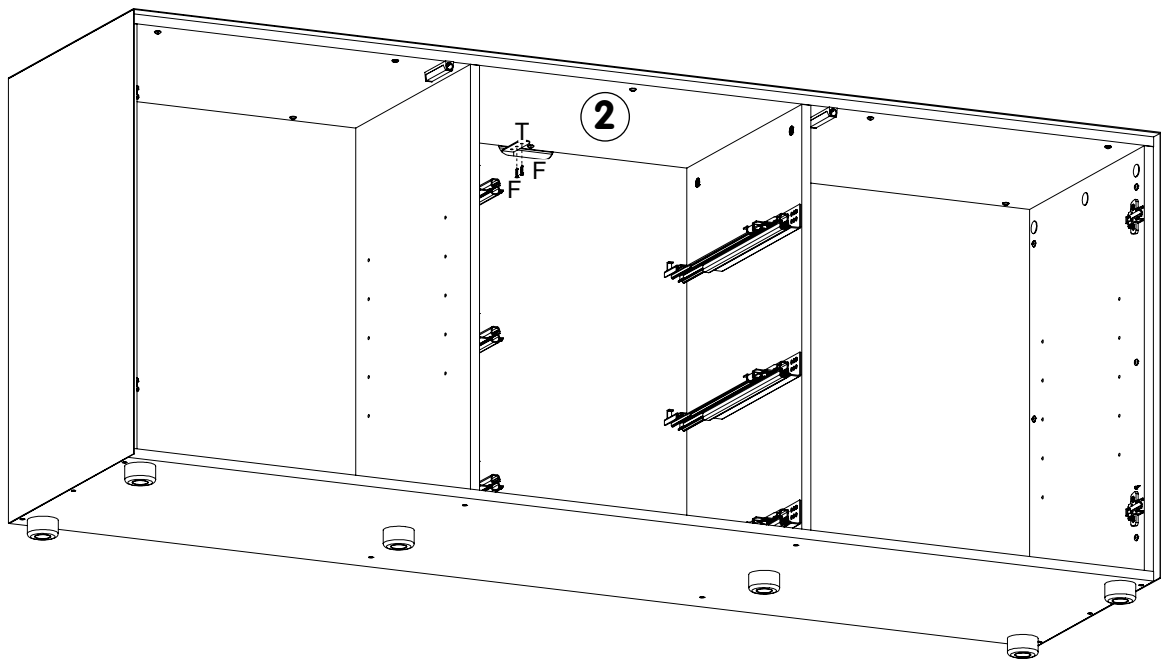
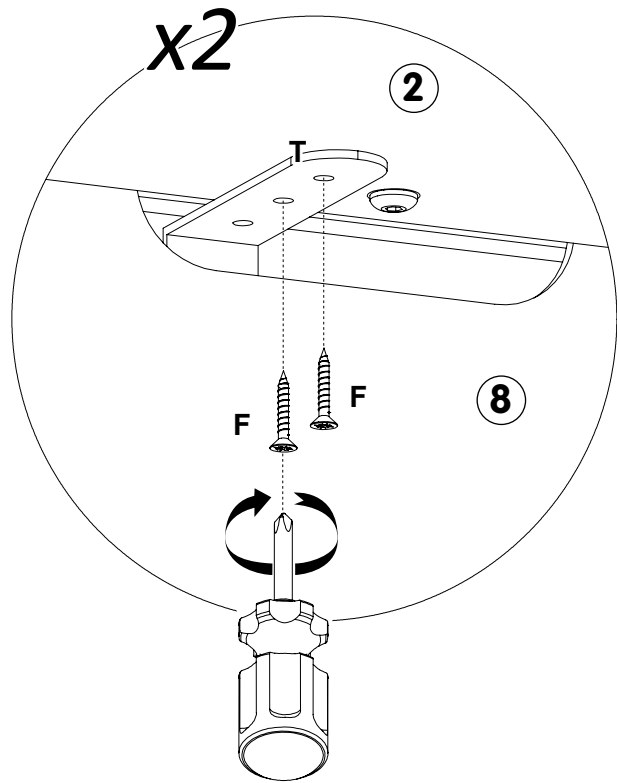


11

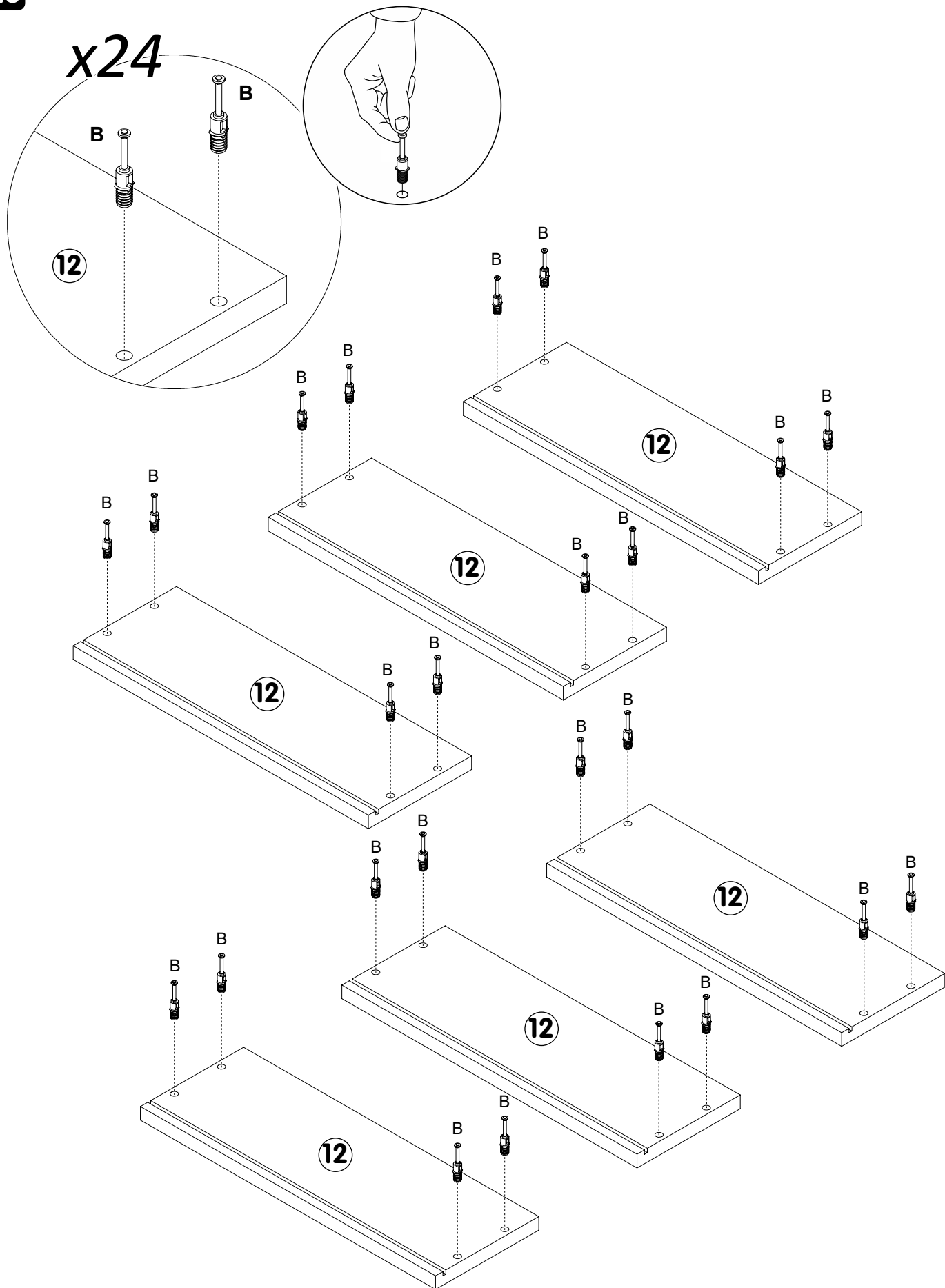


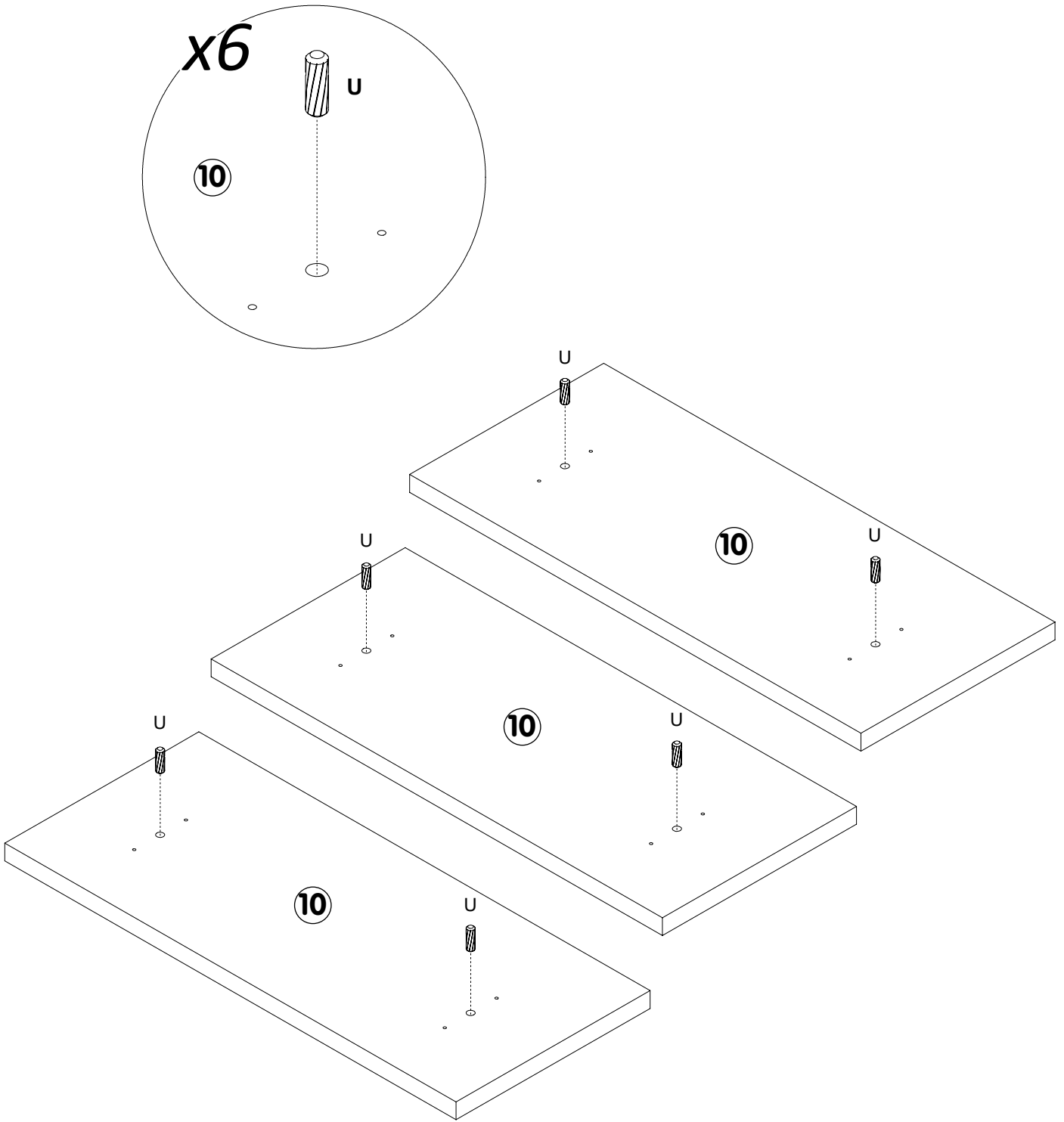
Not included!

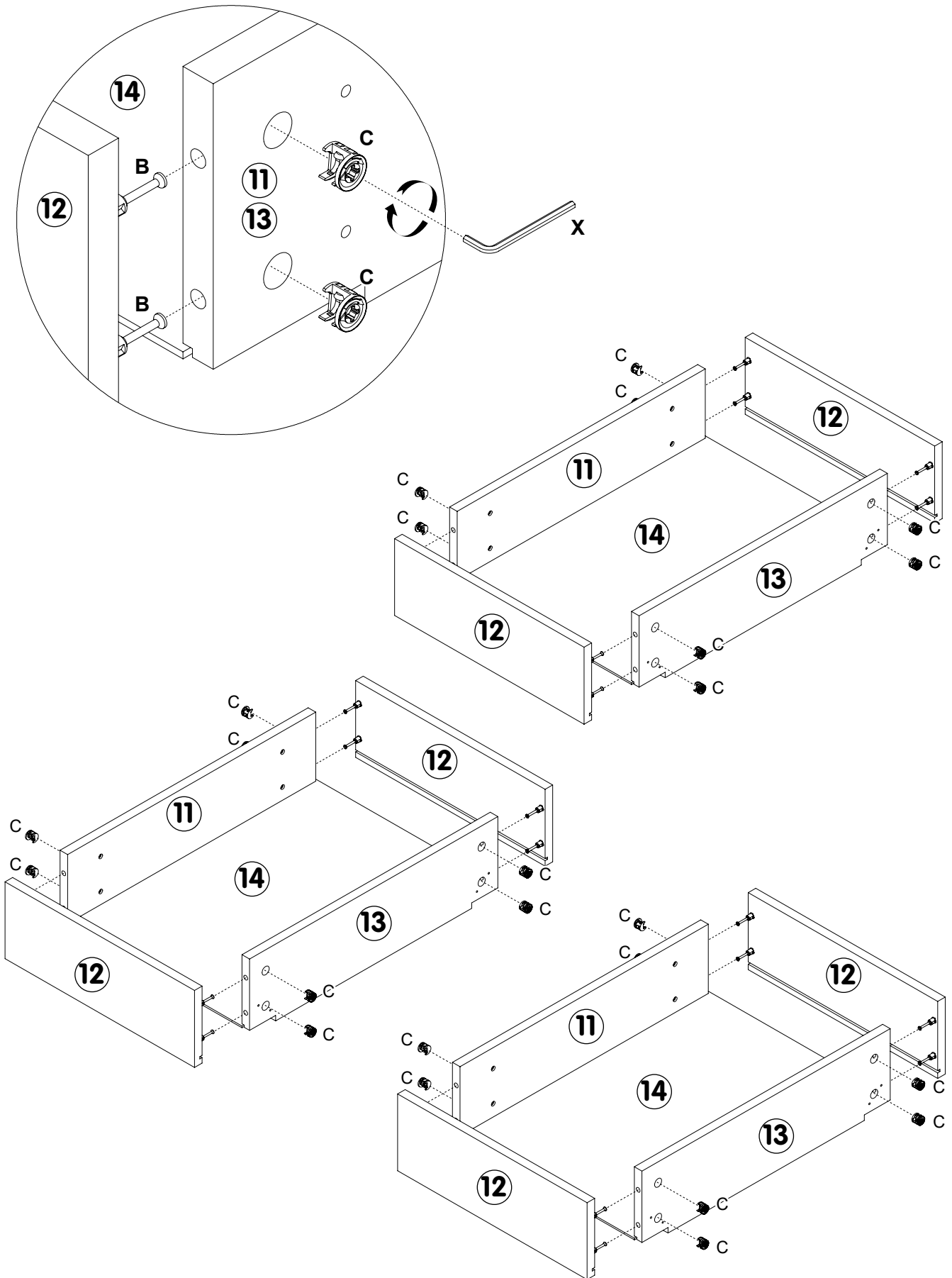


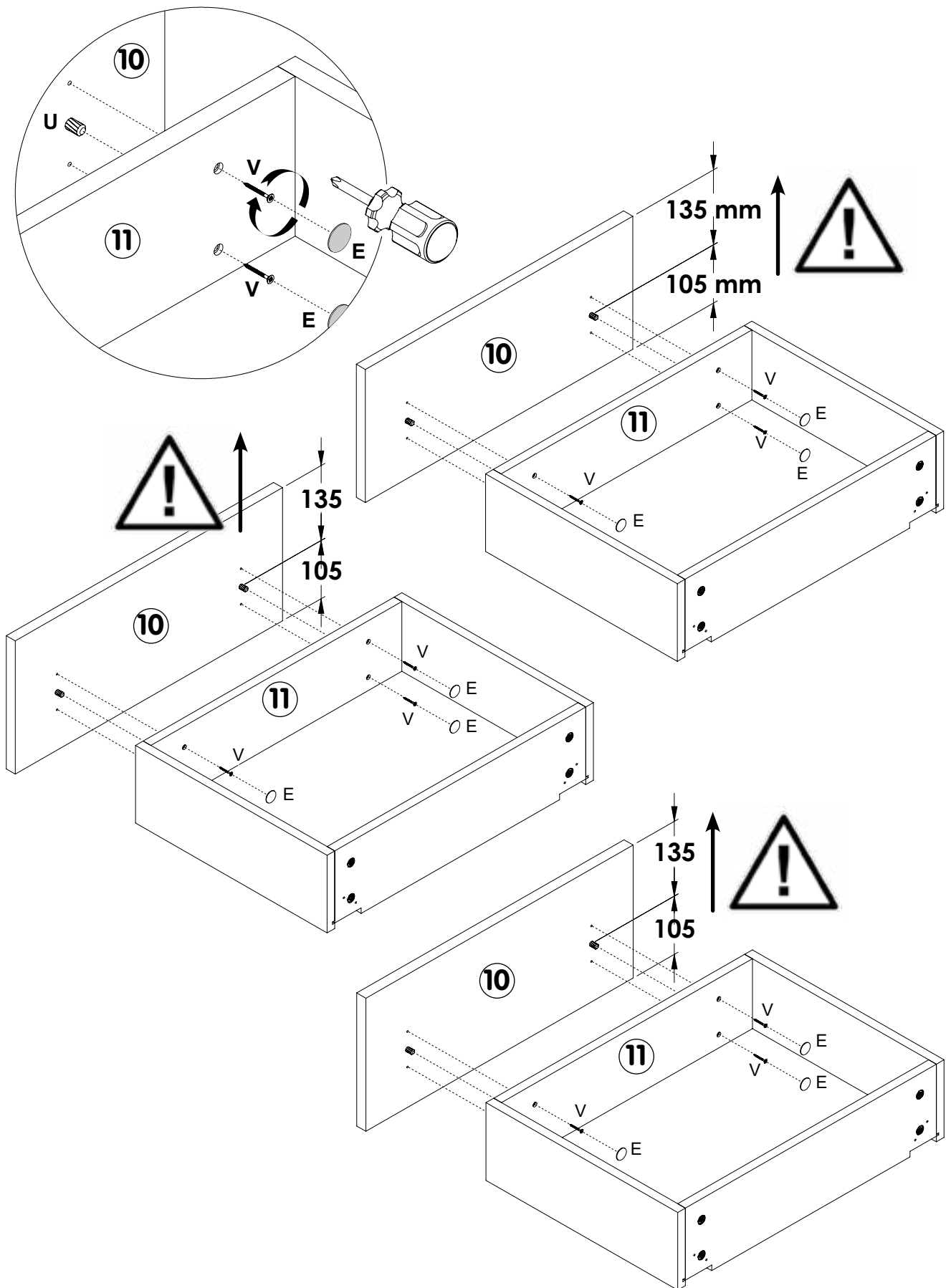


13

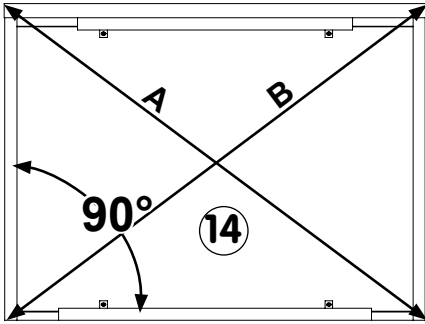




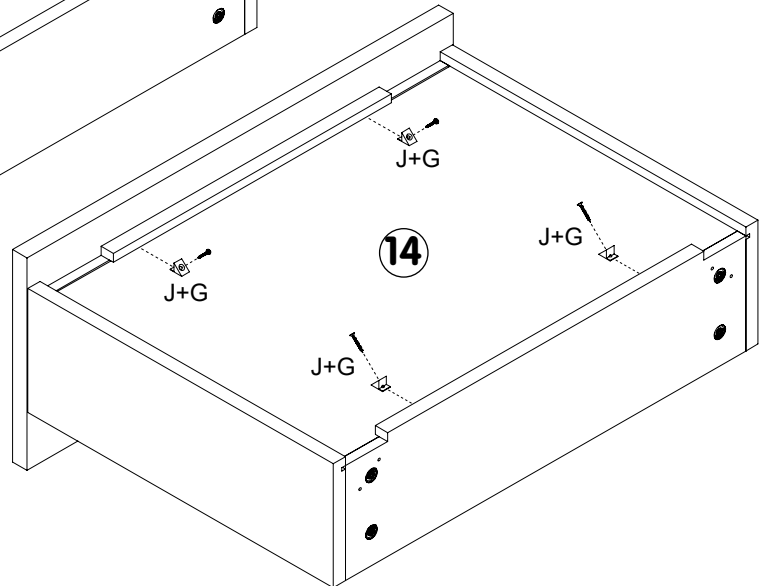
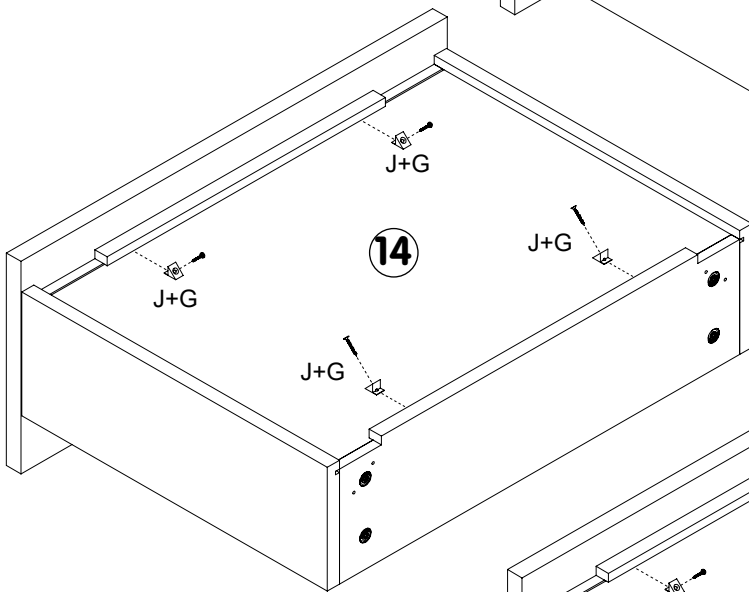
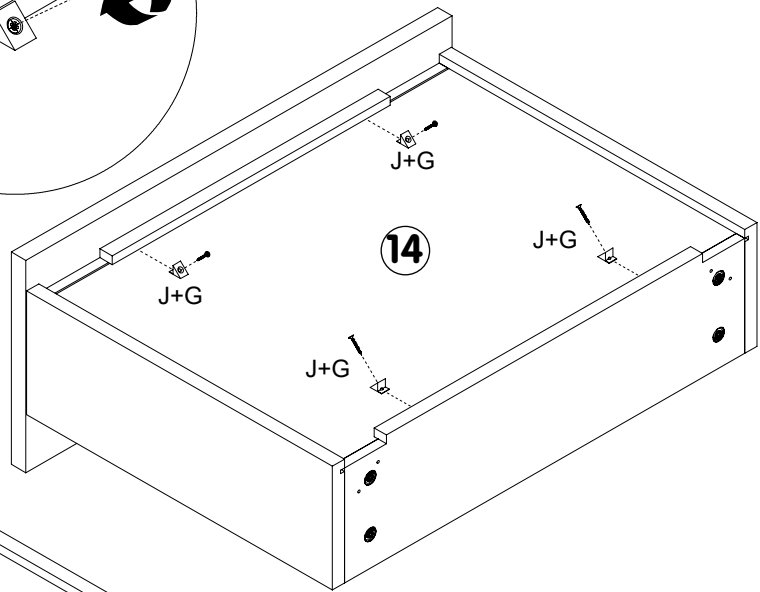
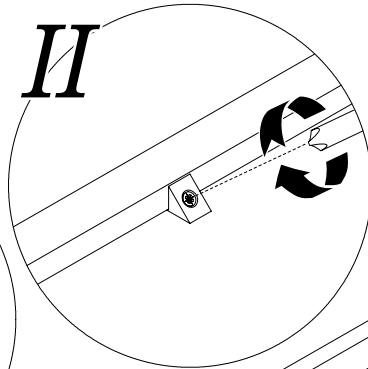
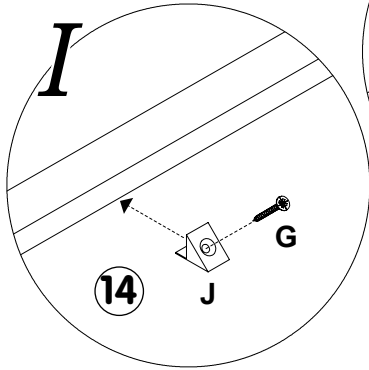




17

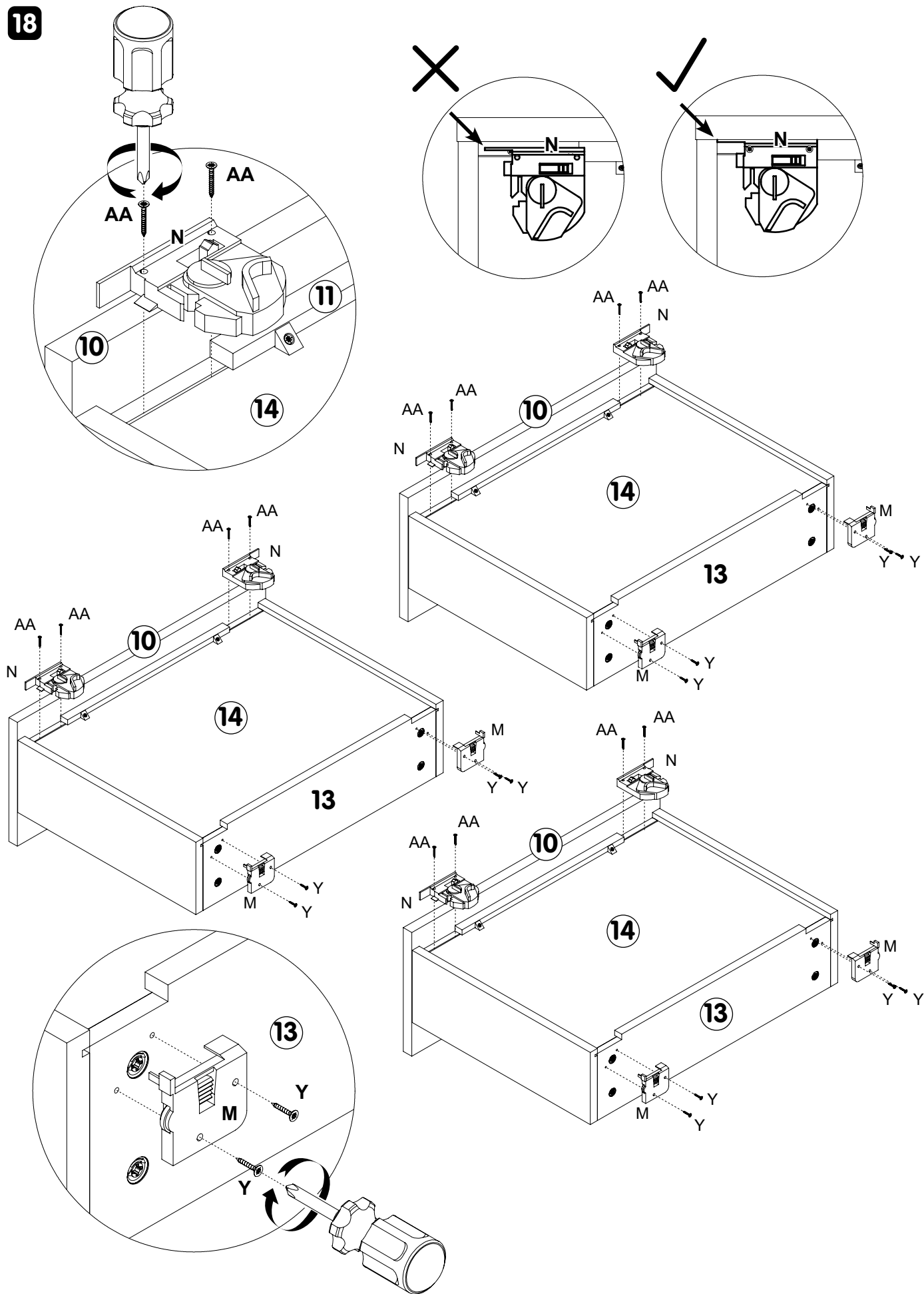


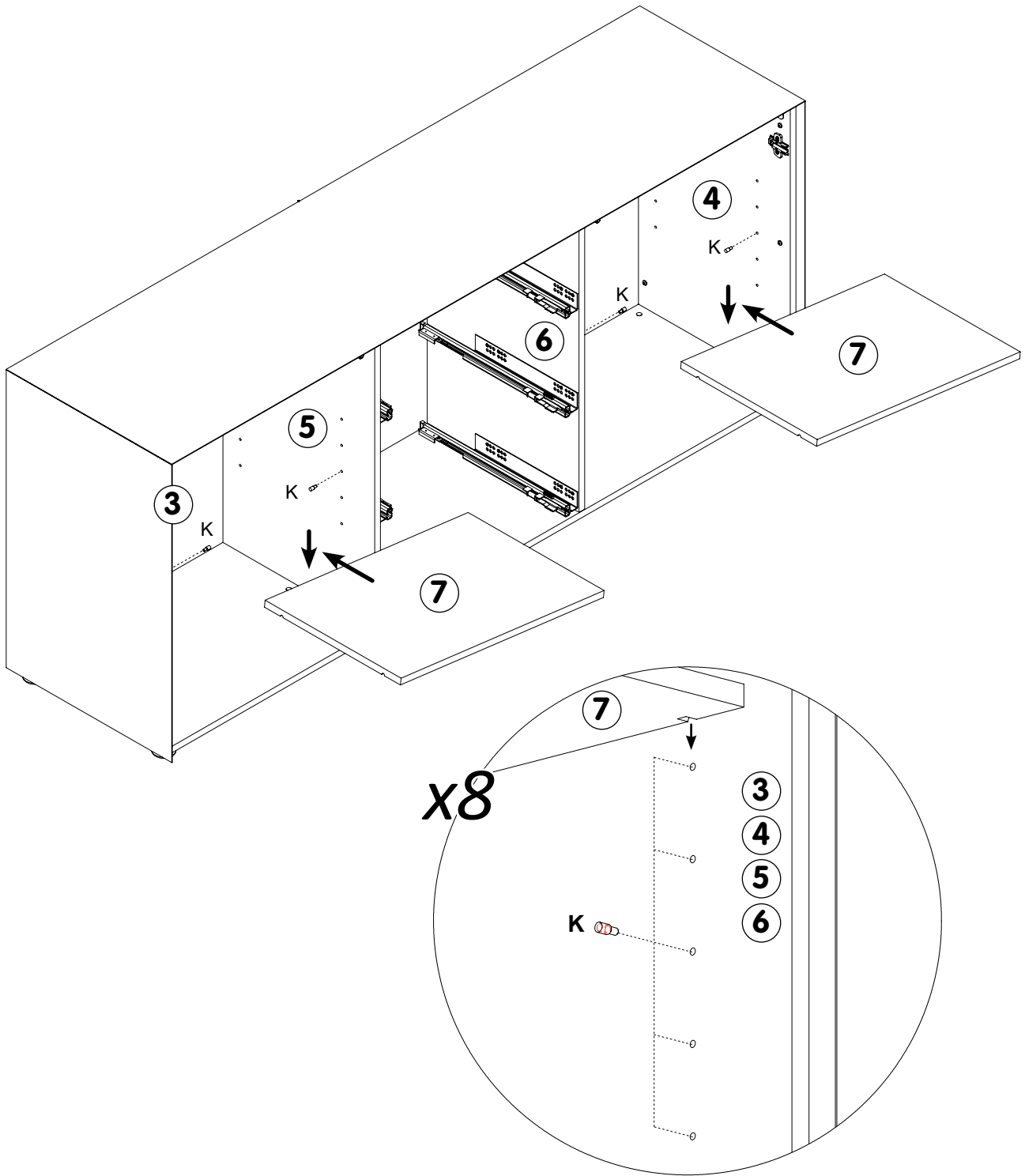
**NB! A=B**

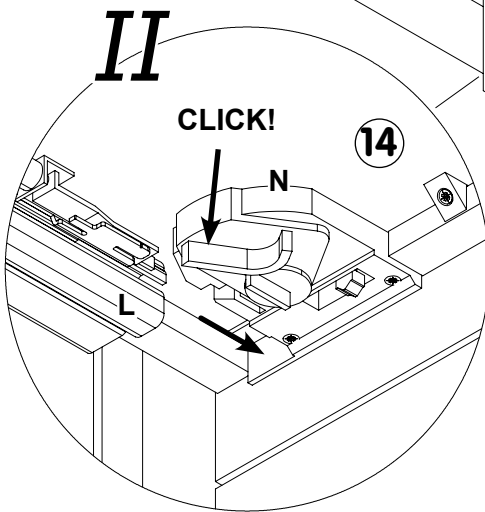
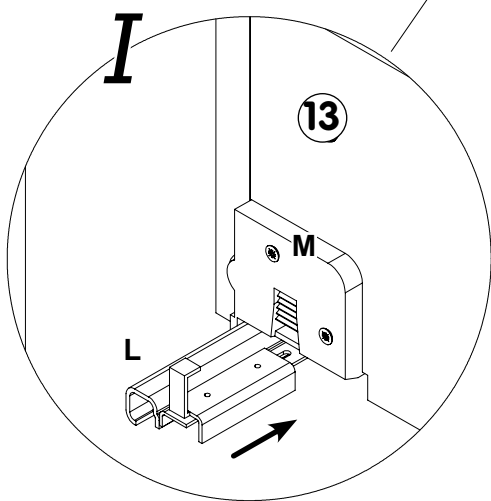
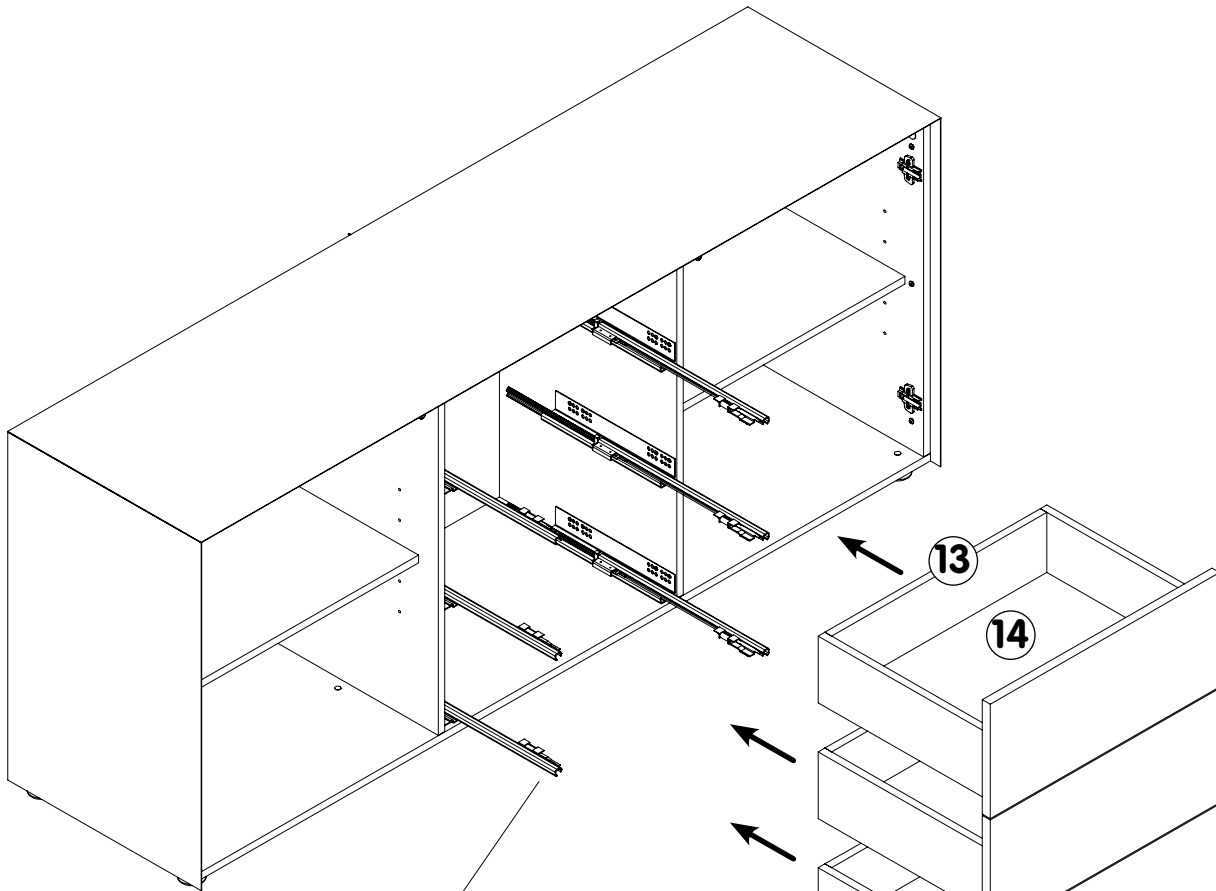


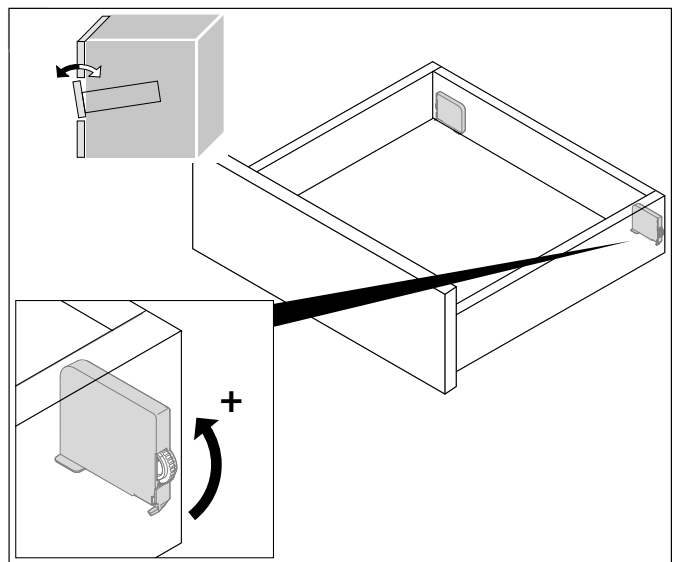
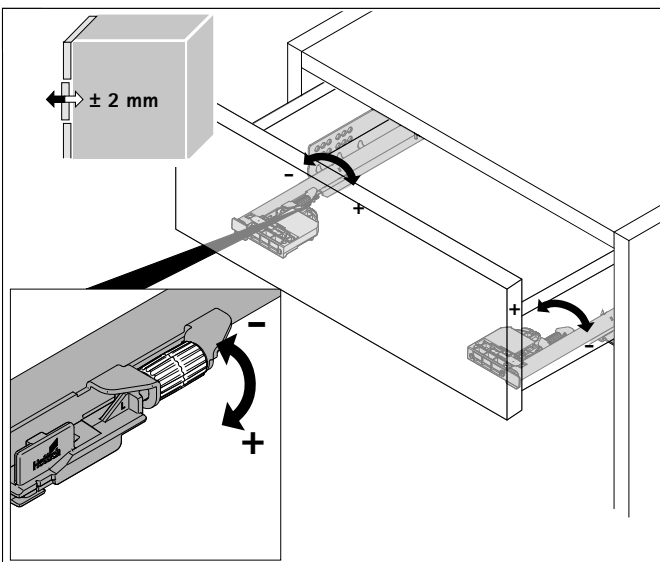
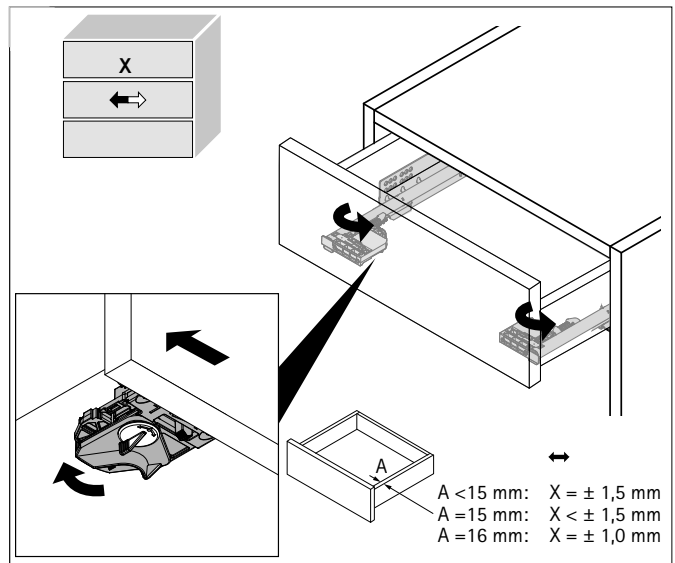
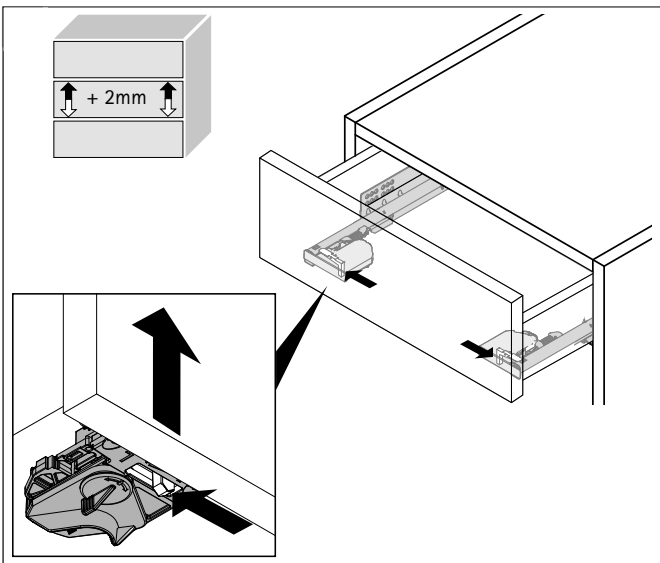
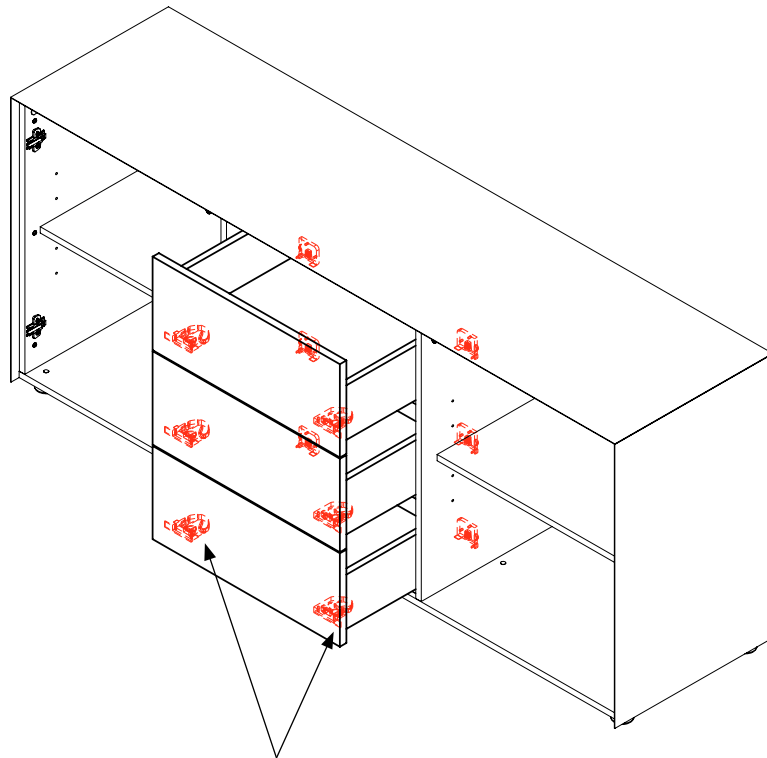


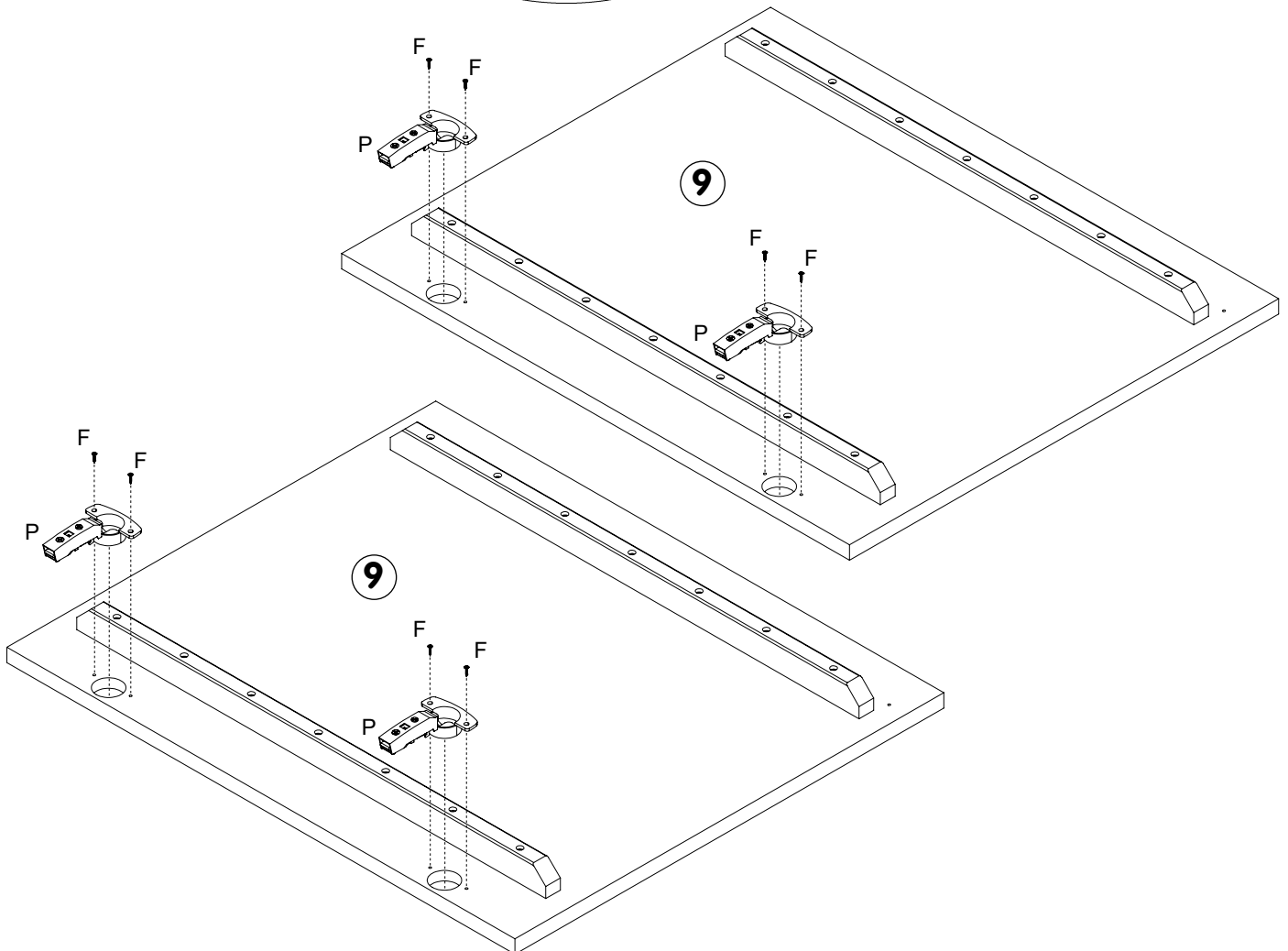
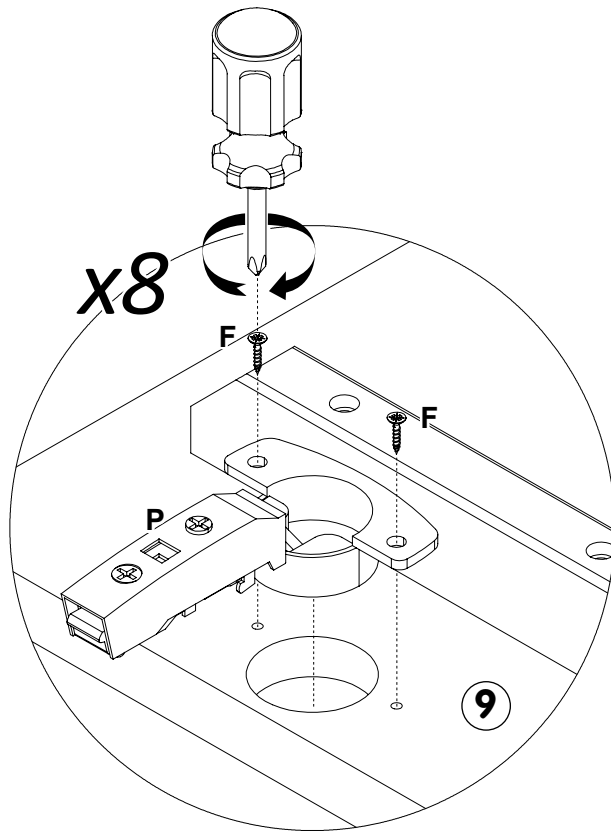
18

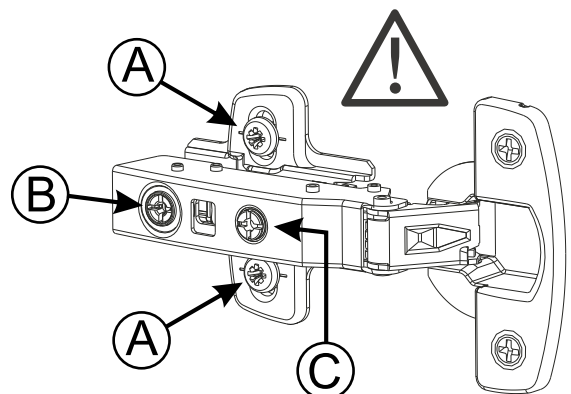
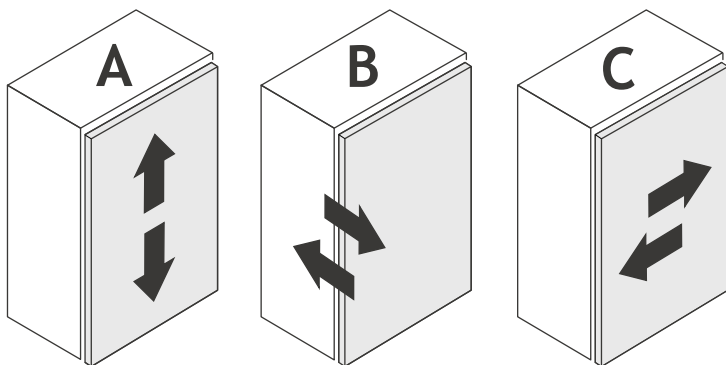
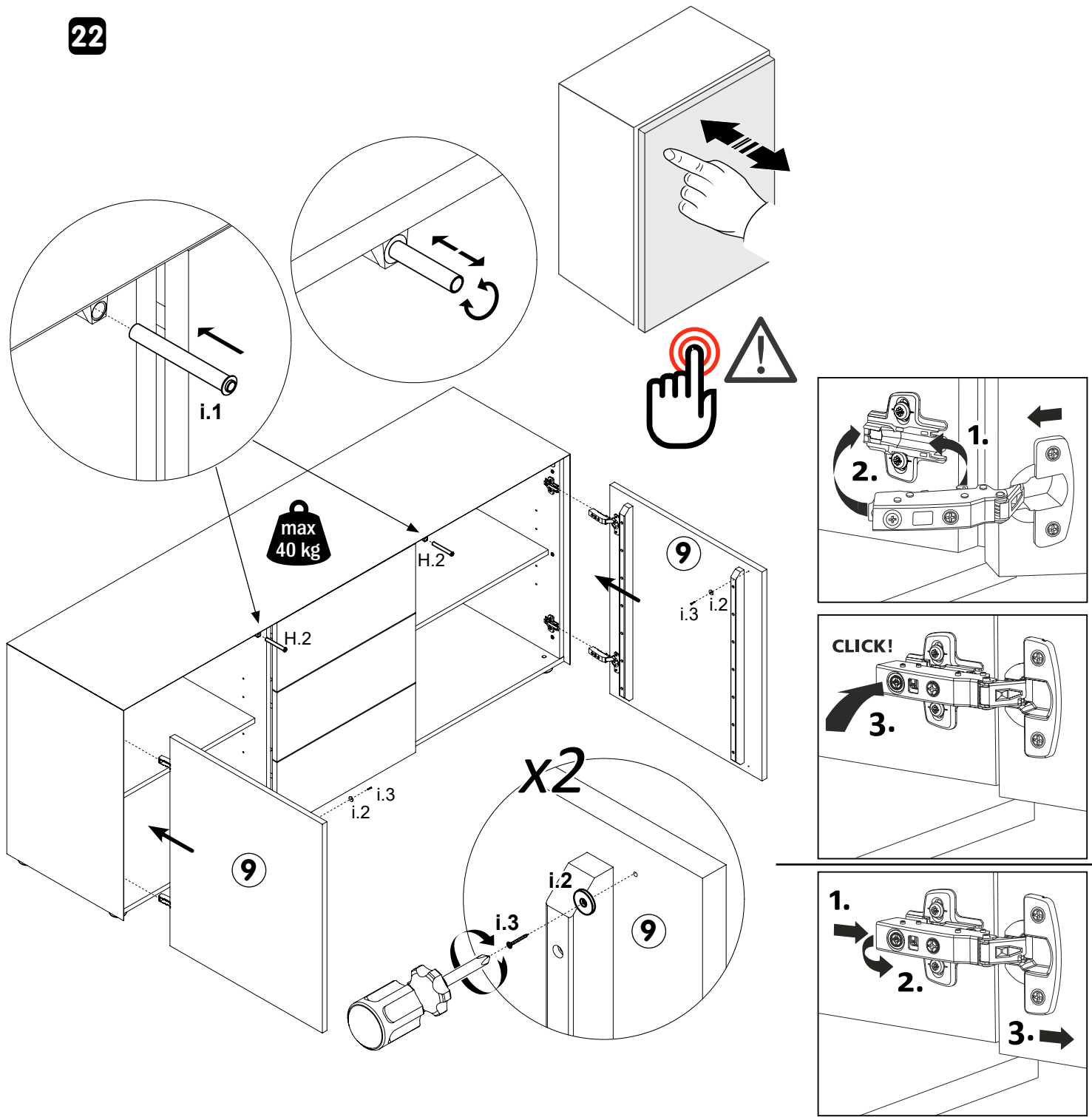












**Reinigung allgemein:**

Flecken immer sofort entfernen. Ein sauberes, weisses Tuch verwenden.



Sauberes Wasser verwenden. Lässt sich der Fleck so nicht entfernen, seifenhaltiges Wasser verwenden. Werden Reinigungsmittel verwendet, diese immer zuerst an einer nicht sichtbaren Stelle testen.



**ACHTUNG** Keine chemischen, scheuern- oder kratzenden Reinigungs-/Hilfsmittel verwenden.

**Nettoyage en général:**

Toujours éliminer immédiatement les taches. Utiliser un chiffon blanc, propre.

Utiliser une eau propre. Si la tache ne s'enlève pas, utiliser une eau savonneuse. Si un produit de nettoyage est utilisé, toujours l'essayer préalablement dans un endroit invisible.

**ATTENTION** Ne pas utiliser de produits ou moyens chimiques, agressifs ou abrasifs.

**Pulizia generale:**

rimuovere sempre subito le macchie. Utilizzare un panno bianco, pulito.

Utilizzare acqua pulita. Se la macchia non viene via, utilizzare dell'acqua con sapone. Se si utilizzano dei detergenti, provarli sempre prima in un punto non visibile.

**ATTENZIONE** Non utilizzare detergenti chimici o prodotti/materiali abrasivi.

**General cleaning instructions:**

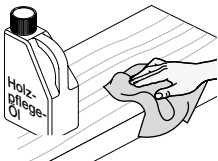
Always remove stains immediately. Use a clean, white cloth.

Use clean water. If the stain does not come out, use soapy water. If you use cleaning detergents, always test them first in a concealed spot.


**CAUTION** Do not use any chemical or abrasive cleaning detergents or cloths/tools.

**Möbelpflege:**

Lackiertes Holz nur mit einem leicht feuchten Tuch abwischen.



Geölte Holzoberflächen je nach Gebrauch, von Zeit zu Zeit (z.B. vierteljährlich) erneut ölen.



Feuchtigkeitsrückstände auf geölten und gewachsen Flächen müssen sofort entfernt werden. Ansonsten kommt es zu Fleckenbildung.



**ACHTUNG** Keine chemischen, scheuern- oder kratzenden Reinigungs-/Hilfsmittel verwenden.

**Entretien des meubles:**

Essuyer le bois vernis uniquement avec un chiffon légèrement humide.

Pour les surfaces en bois huilé, appliquer de temps à autre (p.ex. tous les 3 mois) et en fonction de l'utilisation une huile pour bois.

Les restes d'humidité sur les surfaces huilées et cirées doivent être immédiatement enlevés. Risque de formation de taches.

**ATTENTION** Ne pas utiliser de produits ou moyens chimiques, agressifs ou abrasifs.

**Cura dei mobili:**

pulire il legno laccato utilizzando soltanto un panno leggermente umido.

Le superfici di legno oliate di tanto in tanto, a seconda del loro utilizzo (ad es. ogni tre mesi), devono essere nuovamente trattate con olio.

È necessario eliminare subito i residui di umidità dalle superfici oliate e cerate, altrimenti c'è il rischio che si formino delle macchie.

**ATTENZIONE** Non utilizzare detergenti chimici o prodotti/materiali abrasivi.

**Furniture care:**

Only wipe varnished wood with a slightly damp cloth.

Re-oil oiled wooden surfaces from time to time (e.g. every three months) depending on use.

To prevent stains, immediately wipe off any wet spots on oiled and waxed surfaces.

**CAUTION** Do not use any chemical or abrasive cleaning detergents or cloths/tools.

**Schrauben:**

Für einwandfreie, zuverlässige Funktion, Schrauben regelmäßig nachziehen (z.B. vierteljährlich).

**Vis:**

Resserrer régulièrement les vis (p.ex. tous les 3 mois) pour assurer un fonctionnement sûr et correct.


**Viti:**


per garantire un funzionamento corretto e sicuro tirare regolarmente le viti (ad es. ogni tre mesi).

**Screws:**

To keep your furniture in good working order, tighten the screws regularly (e.g. every three months).



6.	Entsorgung	Élimination	Smaltimento	Disposal
	<p>Entsorgungsservice: Micasa bietet Ihnen einen Entsorgungsservice an. Weitere Informationen erhalten Sie unter <a href="http://www.micasa.ch">www.micasa.ch</a></p>	<p>Service d'élimination: Micasa vous propose un service d'élimination. Vous trouverez des informations supplémentaires sur <a href="http://www.micasa.ch">www.micasa.ch</a></p>	<p>Servizio di smaltimento: Micasa vi offre un servizio di smaltimento. Ulteriori informazioni sono disponibili su <a href="http://www.micasa.ch">www.micasa.ch</a></p>	<p>Disposal service: Micasa offers a disposal service. For more information visit <a href="http://www.micasa.ch">www.micasa.ch</a></p>
	<p>Entsorgung: Nicht mehr verwendete Möbel der fachgerechten Entsorgung übergeben. Wenden Sie sich an Ihre lokale Entsorgungsstelle.</p>	<p>Élimination: Veuillez remettre les meubles qui ne sont plus utilisés à une entreprise d'élimination. Adressez-vous à votre centre de collecte local.</p>	<p>Smaltimento: i mobili dismessi devono essere conferiti presso i centri di raccolta rifiuti per il loro corretto smaltimento. Rivolgersi presso il centro di raccolta locale.</p>	<p>Disposal: To correctly dispose of furniture that is no longer used, contact your local recycling centre.</p>

7.	Kontakt / Service	Contact / service	Contatto / servizio	Contact / service
	<p>Fragen / Anregungen: Wir sind gerne für Sie erreichbar: Montag bis Freitag 08.00 bis 18.00 Uhr Samstag 08.30 bis 16.30 Uhr Tel. 0800 840 848</p>	<p>Questions / suggestions: Nous sommes à votre disposition: Lundi - vendredi 08h00 à 18h00 Samedi 08h30 à 16h30 Tél. 0800 840 848</p>	<p>Domande / suggerimenti: siamo a vostra disposizione: lunedì - venerdì dalle 08.00 alle 18.00 sabato dalle 08.30 alle 16.30 Tel. 0800 840 848</p>	<p>Questions / Suggestions Please contact us. Our opening times are: Monday - Friday 8.00 to 18.00 Saturday 8.30 to 16.30 Phone 0800 840 848</p>
	<p>Ersatzteile: Erhalten Sie direkt im Online-Shop von Migros-Service: <a href="http://www.migros-service.ch">www.migros-service.ch</a></p>	<p>Pièces de rechange: Vous les obtenez directement dans le magasin en ligne de Migros-Service: <a href="http://www.migros-service.ch">www.migros-service.ch</a></p>	<p>Pezzi di ricambio: sono disponibili direttamente sull'online-shop di Migros-Service: <a href="http://www.migros-service.ch">www.migros-service.ch</a></p>	<p>Spare parts: Available directly from the Migros-Service online shop: <a href="http://www.migros-service.ch">www.migros-service.ch</a></p>